

**CITY OF GRAIN VALLEY BOARD OF ALDERMEN  
REGULAR MEETING AGENDA**

**SEPTEMBER 24, 2018**

**7:00 P.M.**

**OPEN TO THE PUBLIC**

LOCATED IN THE COUNCIL CHAMBERS OF CITY HALL  
711 MAIN STREET – GRAIN VALLEY, MISSOURI

---

**ITEM I: CALL TO ORDER**

- Mayor Mike Todd

**ITEM II: ROLL CALL**

- City Clerk Theresa Osenbaugh

**ITEM III: INVOCATION**

- Mike Cassidy of Crossroads Church

**ITEM IV: PLEDGE OF ALLEGIANCE**

- Alderman Nancy Totton

**ITEM V: APPROVAL OF AGENDA**

- City Administrator Ryan Hunt

**ITEM VI: PROCLAMATIONS**

- None

**ITEM VII: CITIZEN PARTICIPATION**

- Citizens are Asked to Please Limit Their Comments to Two (2) Minutes

**ITEM VIII: CONSENT AGENDA**

- September 10, 2018 – Board of Aldermen Regular Meeting Minutes
- September 24, 2018 – Accounts Payable

**ITEM IX: PREVIOUS BUSINESS**

- Dollar General Liquor License
- City Hall Parking Lot

**ITEM X: NEW BUSINESS**

- None
- 



**ITEM XI: PRESENTATIONS**

- ETC Institute Citizen Survey
- CIP Project Updates

**ITEM XII: PUBLIC HEARING**

- None

**ITEM XIII: ORDINANCES**

**ITEM XIII (A) B18-15** **An Ordinance to Establish the City of Grain Valley, Missouri's Annual Tax Levies for the 2018 Calendar Year for General Municipal Government Operations; the Retirement of General Obligation Debt; Park Maintenance; and Public Health Purposes**  
2<sup>ND</sup> READ  
*Introduced by Alderman Yolanda West*

To meet the required timelines for establishing the tax rate within Jackson County, Missouri

**ITEM XIII (B) B18-16** **An Ordinance Waiving and/or Reducing Certain Plan Review, Building Permit, Inspection and Tap Fees Associated with Construction by Political Subdivisions Within the City Limits of Grain Valley**  
2<sup>ND</sup> READ  
*Introduced by Alderman Chris Bamman*

To waive or reduce the fees associated with the construction of facilities by political subdivisions within the city limits of Grain Valley

**ITEM XIII (C) B18-17** **An Ordinance Approving the Final Plat of Rosewood Hills 9<sup>th</sup> Plat, Phase A**  
1<sup>ST</sup> READ  
*Introduced by Alderman Nancy Totton*

To gain final plat approval for Rosewood Hills 9th Plat, Phase A

---

**ITEM XIV: RESOLUTIONS**

**ITEM XIV (A) R18-40** **A Resolution by the Board of Aldermen of the City of Grain Valley Authorizing the City Administrator to Purchase a Modular Liquid Spray System**  
*Introduced by Alderman Coleman*

To replace an aging piece of vital snow removal equipment



**ITEM XIV (B)**  
R18-41  
*Introduced by*  
*Alderman*  
*West*

**A Resolution by the Board of Aldermen of the City of Grain Valley, Missouri Authorizing the City Administrator to Enter into a Forty-Eight (48) Month Lease Agreement with Ricoh Americas Corporation for Copier and Printer Equipment**

To upgrade lease equipment for all City departments to include fax, scan, print and copy capabilities

**ITEM XV: CITY ATTORNEY REPORT**

- City Attorney

**ITEM XVI: CITY ADMINISTRATOR & STAFF REPORTS**

- City Administrator Ryan Hunt
- Assistant City Administrator Ken Murphy
- Parks & Recreation Director Shannon Davies
- Community Development Director Rick Arroyo
- Finance Director Cathy Bowden
- Interim Chief of Police James Beale
- City Clerk Theresa Osenbaugh

**ITEM XVII: BOARD OF ALDERMEN REPORTS & COMMENTS**

- Alderman Chris Bamman
- Alderman Jeff Coleman
- Alderman Bob Headley
- Alderman Jayci Stratton
- Alderman Nancy Totton
- Alderman Yolanda West

**ITEM XVIII: MAYOR REPORT**

- Mayor Mike Todd

**ITEM XIX: EXECUTIVE SESSION**

- Legal Actions, Causes of Action of Litigation Pursuant to Section 610.021(1), RSMo. 1998, as Amended
- Leasing, Purchase or Sale of Real Estate Pursuant to Section 610.021(2), RSMo. 1998, as Amended
- Hiring, Firing, Disciplining or Promoting of Employees (personnel issues), Pursuant to Section 610.021(3), RSMo. 1998, as Amended
- Individually Identifiable Personnel Records, Personnel Records, Performance Ratings or Records Pertaining to Employees or Applicants for Employment, Pursuant to Section 610.021(13), RSMo 1998, as Amended

**ITEM XX: ADJOURNMENT**



**PLEASE NOTE**

THE NEXT SCHEDULED MEETING OF THE GRAIN VALLEY BOARD OF ALDERMEN IS A REGULAR MEETING ON OCTOBER 8, 2018 AT 7:00 P.M. THE MEETING WILL BE HELD IN THE COUNCIL CHAMBERS OF THE GRAIN VALLEY CITY HALL.

PERSONS REQUIRING AN ACCOMMODATION TO ATTEND AND PARTICIPATE IN THE MEETING SHOULD CONTACT THE CITY CLERK AT 816.847.6211 AT LEAST 48 HOURS BEFORE THE MEETING.

THE CITY OF GRAIN VALLEY IS INTERESTED IN EFFECTIVE COMMUNICATION FOR ALL PERSONS

UPON REQUEST, THE MINUTES FROM THIS MEETING CAN BE MADE AVAILABLE BY CALLING 816.847.6211



*Consent*

*Agenda*

INTENTIONALLY LEFT BLANK



**CITY OF GRAIN VALLEY**  
**BOARD OF ALDERMEN MEETING MINUTES**  
 Regular Session

**09/10/2018**  
 PAGE 1 OF 9

**ITEM I: CALL TO ORDER**

- The Board of Aldermen of the City of Grain Valley, Missouri, met in Regular Session on September 10, 2018 at 7:01 p.m. in the Council Chambers located at Grain Valley City Hall
- The meeting was called to order by Mayor Todd

**ITEM II: ROLL CALL**

- City Clerk Theresa Osenbaugh called roll
- *Present: Bamman, Coleman, Headley, Stratton, Totton, West*
- *Absent:*

**-QUORUM PRESENT-**

**ITEM III: INVOCATION**

- Invocation was given by Darryl Jones

**ITEM IV: PLEDGE OF ALLEGIANCE**

- The Pledge of Allegiance was led by Alderman Stratton

**ITEM V: APPROVAL OF AGENDA**

- No Changes

**ITEM VI: PROCLAMATIONS**

- None

**ITEM VII: CITIZEN PARTICIPATION**

- Norm Combs, 1008 SW Foxtail Drive, thanked Mayor Todd for the spot used by Pathways of Honor at the fair; shared concerns that citizens who work unconventional hours may be looking to socialize after midnight; encouraged Board of Aldermen to work with owners of Whiskey Tango to alleviate problems; felt that it was important to keep businesses supported in town for tax purposes and not place burdens on home owners

**ITEM VIII: CONSENT AGENDA**

- July 17, 2018 – Park Board Meeting Minutes
- August 27, 2018 – Board of Aldermen Regular Meeting Minutes
- August, 2018 – Court Report
- September 10, 2018 – Accounts Payable

**ELECTED OFFICIALS PRESENT**

Mayor Mike Todd  
 Alderman Chris Bamman  
 Alderman Jeff Coleman  
 Alderman Bob Headley  
 Alderman Jayci Stratton  
 Alderman Nancy Totton  
 Alderman Yolanda West

**ELECTED OFFICIALS ABSENT**

**STAFF OFFICIALS PRESENT**

City Attorney Matt Geary  
 City Administrator Ryan Hunt  
 Assistant City Administrator Ken Murphy  
 City Clerk Theresa Osenbaugh  
 Community Development Director Rick Arroyo  
 Finance Director Cathy Bowden  
 Interim Chief of Police James Beale  
 Parks and Recreation Director Shannon Davies



**CITY OF GRAIN VALLEY**  
**BOARD OF ALDERMEN MEETING MINUTES**  
 Regular Session

**09/10/2018**  
**PAGE 2 OF 9**

- *Alderman West made a Motion to Approve Consent Agenda*
- *The Motion was Seconded by Alderman Totton*
  - No Discussion
- *Motion to Approve Consent Agenda was voted on with the following voice vote:*
  - *Aye: Bamman, Coleman, Headley, Stratton, Totton, West*
  - *Nay: None*
  - *Abstain: None*

**-MOTION APPROVED: 6-0-**

**ITEM IX: PREVIOUS BUSINESS**

- None

**ITEM X: NEW BUSINESS**

- Dollar General Liquor License
  - City Clerk Theresa Osenbaugh brought forth a liquor license application from Dollar General; Dollar General currently holds an active liquor license and wants to add a Class K license for Sunday sales; Board of Aldermen had no questions; application will be heard for a final vote at the next meeting
- City Hall Parking Lot
  - City Administrator Hunt passed out information regarding the repaving of the parking lot at City Hall; cost to repave the parking lot was considered in the upcoming 2019 budget but there are remaining funds in capital improvements for 2018 due to the time it has taken to prepare the site and move towards a design for the Sni-A-Bar complex; parking lot has subgrade failures with asphalt deterioration; staff recommends that the parking lot be resurfaced and would like the Board to decide if funds can be reallocated in the 2018 budget or if they would prefer it be included in the 2019 budget knowing it will take away approximately \$130,000 in operating funds; process will be an edge mill with overlay; other estimates will be provided including paint versus thermoplastic striping which is approximately \$20,000
  - Community Development Director Rick Arroyo described the options for repaving as presented on the map of the lot which was given to the Board of Aldermen
  - Alderman Totton asked what else the funds could be allocated for; funds would come from the Capital Improvement Sales Tax; approximately \$250,000 of those funds would go to Community Center to pay debt on Certificates of Participation; Remainder of funds are put into reserves for projects as they come up; original

**ELECTED OFFICIALS PRESENT**

Mayor Mike Todd  
 Alderman Chris Bamman  
 Alderman Jeff Coleman  
 Alderman Bob Headley  
 Alderman Jayci Stratton  
 Alderman Nancy Totton  
 Alderman Yolanda West

**ELECTED OFFICIALS ABSENT**

**STAFF OFFICIALS PRESENT**

City Attorney Matt Geary  
 City Administrator Ryan Hunt  
 Assistant City Administrator Ken Murphy  
 City Clerk Theresa Osenbaugh  
 Community Development Director Rick Arroyo  
 Finance Director Cathy Bowden  
 Interim Chief of Police James Beale  
 Parks and Recreation Director Shannon Davies





**CITY OF GRAIN VALLEY**  
**BOARD OF ALDERMEN MEETING MINUTES**  
Regular Session

**09/10/2018**  
**PAGE 3 OF 9**

- thought was that this year funds would be used for the master plan for the Sni-A-Bar complex, however there is still \$146,000 unused funds in the current budget
- Alderman Bamman asked for the life expectancy on the suggested repairs; Mr. Arroyo felt the repairs would last approximately 15 years
  - Alderman Headley asked if this was the best way to use the funds if the future plan is to move from the current space; the parking lot will require some sort of maintenance before City Hall is moved or damage will occur to cars
  - City Administrator Hunt asked Mr. Arroyo if there is a temporary solution to fix the parking lot which would last over the next five years; Mr. Arroyo shared that a microseal procedure could be considered; microseal has already been done on the parking lot once, however, much of the damage is already beyond the point that this procedure could fix; asphalt has dips and segregation where the surface is beyond repair; a short term fix will still cost money but not provide sustainability as it is more of a band-aid approach; staff does not recommend the microseal approach; Mr. Arroyo will look into the cost of painting versus the cost of thermoplastic striping; there is no way to tell if the costs can be recovered when the property is sold-it will depend on the interest that the purchaser of the land has for the property
  - Alderman West asked when the last microseal was completed; last microseal was in 2007 but an overlay has likely never occurred; patches have been completed but in over 17 years the entire parking lot has not been replaced
  - Alderman Coleman asked if the money is dedicated to facilities or if it can go into the General Fund; felt it was hard to spend money on a facility that the City is moving away from; would rather patch and hope it lasts for the time remaining; microsealing would cost approximately \$40,000 but the areas would need to be measured for a closer estimation
  - City Administrator Hunt said in comparison one additional road on the CIP could possibly be completed but as the central asset of the City, Mr. Hunt felt it is important to take care of the lot; shared concerns about damage to vehicles in the lot which is the center of the City in exchange for one additional road
  - Alderman Bamman asked what action the Board is being requested to take; City Administrator Hunt would like the Board of Aldermen to share their interest in staff pursuing the project in 2018 by resolution or if they would prefer it be requested in the 2019 budget; Alderman Bamman asked if the cost for patching could be added to the cost projections for consideration; staff will bring this information back to a Board of Aldermen meeting keeping in mind the time it will take to perform the work this year; cost estimates for patching, microsealing and

**ELECTED OFFICIALS PRESENT**

Mayor Mike Todd  
Alderman Chris Bamman  
Alderman Jeff Coleman  
Alderman Bob Headley  
Alderman Jayci Stratton  
Alderman Nancy Totton  
Alderman Yolanda West

**ELECTED OFFICIALS ABSENT**

**STAFF OFFICIALS PRESENT**

City Attorney Matt Geary  
City Administrator Ryan Hunt  
Assistant City Administrator Ken Murphy  
City Clerk Theresa Osenbaugh  
Community Development Director Rick Arroyo  
Finance Director Cathy Bowden  
Interim Chief of Police James Beale  
Parks and Recreation Director Shannon Davies



**CITY OF GRAIN VALLEY**  
**BOARD OF ALDERMEN MEETING MINUTES**  
 Regular Session

**09/10/2018**  
 PAGE 4 OF 9

using paint instead of thermoplastic will be presented for several options; if no decision is made, it will be brought back in the 2019 budget discussions

- Alderman Headley asked if patching would require milling; Mr. Arroyo is not recommending the microseal but in areas that there are failures this could be considered
- Mr. Arroyo will prepare more information for deep strength patching on the failing areas as well as surface patching that may be necessary compared to the cost for the overlay; an estimate for painting stripes will also be presented
- Alderman Totton asked when Front Street would be repaired; Front Street is in the “beyond five year” timeline for reconstruction; an estimate for an additional phase of Front Street is \$2 Million; all corners of the TIF will need to be operating in order to pay the debt service on that large of an amount
- Alderman Bamman would like an overview of the planned pavement repairs; transportation projects will be reviewed at the next meeting

**ITEM XI: PRESENTATIONS**

- None

**ITEM XII: PUBLIC HEARING**

- None

**ITEM XIII: ORDINANCES**

**Bill No. B18-15:** An Ordinance to Establish the City of Grain Valley, Missouri's Annual Tax Levies for the 2018 Calendar Year for General Municipal Government Operations; the Retirement of General Obligation Debt; Park Maintenance; and Public Health Purposes

City Attorney Matt Geary read **Bill No. B18-15** for its first reading by title only

- *Alderman West moved to accept the first reading of Bill No. B18-15 bringing it back for a second reading by title only*
- *The Motion was Seconded by Alderman Headley*
  - Ordinance will set the levy; debt service levy is being reduced by ten cents from 1.7294 to 1.6294
- *Bill No. B18-15 was voted upon with the following voice vote:*
  - *Aye: Bamman, Coleman, Headley, Stratton, Totton, West*
  - *Nay: None*
  - *Abstain: None*

**ELECTED OFFICIALS PRESENT**

Mayor Mike Todd  
 Alderman Chris Bamman  
 Alderman Jeff Coleman  
 Alderman Bob Headley  
 Alderman Jayci Stratton  
 Alderman Nancy Totton  
 Alderman Yolanda West

**ELECTED OFFICIALS ABSENT**

**STAFF OFFICIALS PRESENT**

City Attorney Matt Geary  
 City Administrator Ryan Hunt  
 Assistant City Administrator Ken Murphy  
 City Clerk Theresa Osenbaugh  
 Community Development Director Rick Arroyo  
 Finance Director Cathy Bowden  
 Interim Chief of Police James Beale  
 Parks and Recreation Director Shannon Davies



**CITY OF GRAIN VALLEY**  
**BOARD OF ALDERMEN MEETING MINUTES**  
 Regular Session

**09/10/2018**  
 PAGE 5 OF 9

**-Bill No. B18-15 Approved for a Second Reading: 6-0-**

**Bill No. B18-16:** An Ordinance Waiving and/or Reducing Certain Plan Review, Building Permit, Inspection and Tap Fees Associated with Construction by Political Subdivisions Within the City Limits of Grain Valley

City Attorney Matt Geary read **Bill No. B18-16** for its first reading by title only

- *Alderman Bamman moved to accept the first reading of **Bill No. B18-16** bringing it back for a second reading by title only*
- *The Motion was Seconded by Alderman Headley*
  - Alderman Coleman asked if he should abstain from the voting as he sits on the Grain Valley School Board; City Attorney Geary noted that there is no personal gain so it is not necessary for Alderman Coleman to abstain
  - City Administrator Hunt shared the background for the Ordinance; conversations regarding reducing or waiving of fees for other entities started with Dr. Moss and has continued with Dr. Snow who was present in the audience; all taxing authorities pay for water and sewer and all normal utilities but staff have concerns about charging permit fees for expansion and construction of services that benefit the taxpayers; Ordinance would apply to Central Jackson County, Mid Continent Public Library, Grain Valley School District and Jackson County; there is little precedent of other communities having a similar program but it is a positive partnership for the City
  - City Administrator Hunt passed out information regarding the amount of fees collected from the named political subdivisions; staff recommends that plan review, inspection fees and permit fees are waived-these fees are captured in the general fund; comprehensive fee schedule has been included for review; currently, the school district has been issued a building permit for the high school with the fees placed in deferment until the Board of Aldermen makes a decision on the proposed changes
  - Water and Sewer Tap fees can not be waived in full because debt service is connected to these fees; if sewer and tap fees are waived completely then more burden is put on Grain Valley residents as debt cannot be paid down as quickly; in order to reduce fees for sewer and tap locations a prorated approach is presented; an example for the school district was provided: the district has a citizenship of 18,000 and the 2010 census showed the population of Grain Valley was 12,854- tap fees are reduced by the percentage of residents who live within the City limits

**ELECTED OFFICIALS PRESENT**

Mayor Mike Todd  
 Alderman Chris Bamman  
 Alderman Jeff Coleman  
 Alderman Bob Headley  
 Alderman Jayci Stratton  
 Alderman Nancy Totton  
 Alderman Yolanda West

**ELECTED OFFICIALS ABSENT**

**STAFF OFFICIALS PRESENT**

City Attorney Matt Geary  
 City Administrator Ryan Hunt  
 Assistant City Administrator Ken Murphy  
 City Clerk Theresa Osenbaugh  
 Community Development Director Rick Arroyo  
 Finance Director Cathy Bowden  
 Interim Chief of Police James Beale  
 Parks and Recreation Director Shannon Davies



**CITY OF GRAIN VALLEY**  
**BOARD OF ALDERMEN MEETING MINUTES**  
 Regular Session

**09/10/2018**  
 PAGE 6 OF 9

- Alderman Totton asked if the political subdivision would still be responsible for water or sewer breaks; if a break is on private property the owner will be responsible
- Alderman Headley wanted to ensure that permit and plan reviews will still be conducted even with fees waived or reduced; the processes in place will not change; plan review and permits will still be issued
- City Administrator Hunt noted to the Board of Aldermen that Mr. Jake Wimmer, Capital Improvement Project Manager, Mid Continent Public Library was also present at the meeting on behalf of the library
- *Bill No. B18-16 was voted upon with the following voice vote:*
  - *Aye: Bamman, Coleman, Headley, Stratton, Totton, West*
  - *Nay: None*
  - *Abstain: None*

**-Bill No. B18-16 Approved for a Second Reading: 6-0-**

**ITEM XIV: RESOLUTIONS**

**Resolution No. R18-38:** A Resolution by the Board of Aldermen of the City of Grain Valley, Missouri Appointing Brian Bray to the Grain Valley Park Board for a Three Year Term

- City Attorney Matt Geary read **Resolution No. R18-38** by title only
- *Alderman Stratton moved to accept Resolution No. R18-38 as read*
- *The Motion was Seconded by Alderman Coleman*
  - Mr. Bray was introduced to the Board of Aldermen and will replace a vacant position; Mr. Davies explained this will fill the Park Board; Mr. Bray has been attending the Park Board meetings recently
- *Resolution No. R18-38 was voted upon with the following voice vote:*
  - *Aye: Bamman, Coleman, Headley, Stratton, Totton, West*
  - *Nay: None*
  - *Abstain: None*

**-Resolution No. R18-38 Approved: 6-0-**

**ITEM XV: CITY ATTORNEY REPORT**

- None

**ELECTED OFFICIALS PRESENT**

Mayor Mike Todd  
 Alderman Chris Bamman  
 Alderman Jeff Coleman  
 Alderman Bob Headley  
 Alderman Jayci Stratton  
 Alderman Nancy Totton  
 Alderman Yolanda West

**ELECTED OFFICIALS ABSENT**

**STAFF OFFICIALS PRESENT**

City Attorney Matt Geary  
 City Administrator Ryan Hunt  
 Assistant City Administrator Ken Murphy  
 City Clerk Theresa Osenbaugh  
 Community Development Director Rick Arroyo  
 Finance Director Cathy Bowden  
 Interim Chief of Police James Beale  
 Parks and Recreation Director Shannon Davies



**CITY OF GRAIN VALLEY**  
**BOARD OF ALDERMEN MEETING MINUTES**  
 Regular Session

**09/10/2018**  
 PAGE 7 OF 9

**ITEM XVI: CITY ADMINISTRATOR & STAFF REPORTS**

- City Administrator Ryan Hunt
  - Budget workshops are being considered for the last two weeks of October; the budget will be provided to the board by October 1<sup>st</sup>; Mr. Hunt would like to schedule the workshops on a night separate from a Board Meeting; a poll will be provided to the Board shortly
- Assistant City Administrator Ken Murphy
  - None
- Parks & Recreation Director Shannon Davies
  - Pool season has ended and was successful; revenues were similar to years past
- Community Development Director Rick Arroyo
  - None
- Finance Director Cathy Bowden
  - None
- Interim Chief of Police James Beale
  - None
- City Clerk Theresa Osenbaugh
  - Community Prayer Breakfast will be held on November 2 at 6:30AM; Aldermen who are interested in attending should contact Ms. Osenbaugh

**ITEM XVII: BOARD OF ALDERMEN REPORTS & COMMENTS**

- Alderman Chris Bamman
  - Staffing adjustments based on enrollment are occurring at the school district
  - School district will be setting the district tax levy soon
- Alderman Jeff Coleman
  - Congratulated Mayor Todd on the parade and fair; despite the weather it was still well attended
- Alderman Bob Headley
  - Congratulated Mayor Todd and Tosha Todd for all their hard work
- Alderman Jacyi Stratton
  - None
- Alderman Nancy Totton
  - Thanked citizens who shared aluminum cans
- Alderman Yolanda West
  - Thanked Mayor Todd and Tosha Todd for their work at the fair

**ELECTED OFFICIALS PRESENT**  
 Mayor Mike Todd  
 Alderman Chris Bamman  
 Alderman Jeff Coleman  
 Alderman Bob Headley  
 Alderman Jacyi Stratton  
 Alderman Nancy Totton  
 Alderman Yolanda West

**ELECTED OFFICIALS ABSENT**

**STAFF OFFICIALS PRESENT**  
 City Attorney Matt Geary  
 City Administrator Ryan Hunt  
 Assistant City Administrator Ken Murphy  
 City Clerk Theresa Osenbaugh  
 Community Development Director Rick Arroyo  
 Finance Director Cathy Bowden  
 Interim Chief of Police James Beale  
 Parks and Recreation Director Shannon Davies



**CITY OF GRAIN VALLEY**  
**BOARD OF ALDERMEN MEETING MINUTES**  
 Regular Session

**09/10/2018**  
**PAGE 8 OF 9**

**ITEM XVIII: MAYOR REPORT**

- Mayor Mike Todd
  - Thanked all those who helped with the fair this past weekend; carnival use was lower than past years but this was likely due to the weather; 167 walkers/runners attended the 5K; despite the rain the parade had a good turn out and the fair increased in attendance once the weather cleared

**ITEM XIX: EXECUTIVE SESSION**

- Mayor Todd stated a need to hold an Executive Session for Legal Actions, Causes of Action of Litigation Pursuant to Section 610.021(1), RSMo. 1998, as Amended
- *Alderman Coleman moved to close the Regular Meeting for items related to Section 610.021(1), RSMo. 1998, As Amended*
- *The motion was seconded by Alderman Headley*
  - No Discussion
- *The motion was voted on with the following roll call vote:*
  - *Aye: Bamman, Coleman, Headley, Stratton, Totton, West*
  - *Nay: None*
  - *Abstain: None*

**-MOTION CARRIED: 6-0-**

**-THE REGULAR MEETING CLOSED AT 8:00PM**

- *Alderman Bamman moved to open the Regular Meeting*
- *The motion was seconded by Alderman Coleman*
  - No Discussion
- *The motion was voted on with the following roll call vote:*
  - *Aye: Bamman, Coleman, Headley, Stratton, Totton, West*
  - *Nay: None*
  - *Abstain: None*

**-MOTION CARRIED: 6-0-**

**-THE REGULAR MEETING OPENED AT 8:58 PM**

**ITEM XX: ADJOURNMENT**

- The meeting adjourned at 8:59 P.M.

**ELECTED OFFICIALS PRESENT**

Mayor Mike Todd  
 Alderman Chris Bamman  
 Alderman Jeff Coleman  
 Alderman Bob Headley  
 Alderman Jayci Stratton  
 Alderman Nancy Totton  
 Alderman Yolanda West

**ELECTED OFFICIALS ABSENT**

**STAFF OFFICIALS PRESENT**

City Attorney Matt Geary  
 City Administrator Ryan Hunt  
 Assistant City Administrator Ken Murphy  
 City Clerk Theresa Osenbaugh  
 Community Development Director Rick Arroyo  
 Finance Director Cathy Bowden  
 Interim Chief of Police James Beale  
 Parks and Recreation Director Shannon Davies



**CITY OF GRAIN VALLEY**  
**BOARD OF ALDERMEN MEETING MINUTES**  
 Regular Session

**09/10/2018**  
 PAGE 9 OF 9

Minutes submitted by:

\_\_\_\_\_  
 Theresa Osenbaugh  
*City Clerk*

\_\_\_\_\_  
 Date

Minutes approved by:

\_\_\_\_\_  
 Mike Todd  
*Mayor*

\_\_\_\_\_  
 Date

**DRAFT**

**ELECTED OFFICIALS PRESENT**  
 Mayor Mike Todd  
 Alderman Chris Bamman  
 Alderman Jeff Coleman  
 Alderman Bob Headley  
 Alderman Jayci Stratton  
 Alderman Nancy Totton  
 Alderman Yolanda West

**ELECTED OFFICIALS ABSENT**

**STAFF OFFICIALS PRESENT**  
 City Attorney Matt Geary  
 City Administrator Ryan Hunt  
 Assistant City Administrator Ken Murphy  
 City Clerk Theresa Osenbaugh  
 Community Development Director Rick Arroyo  
 Finance Director Cathy Bowden  
 Interim Chief of Police James Beale  
 Parks and Recreation Director Shannon Davies

INTENTIONALLY LEFT BLANK



DEPARTMENT	FUND	VENDOR NAME	DESCRIPTION	AMOUNT_			
NON-DEPARTMENTAL	GENERAL FUND	MO DEPT OF REVENUE HSA BANK  CITY OF GRAIN VALLEY -FLEX ICMA RC  INTERNAL REVENUE SERVICE	MISSOURI WITHHOLDING	2,229.57			
			HSA - GRAIN VALLEY, MO	458.44			
			HSA - GRAIN VALLEY, MO	451.58			
			FLEX - DEPENDENT CARE	106.51			
			ICMA 457 %	432.88			
			ICMA 457	353.65			
			ICMA ROTH IRA	30.15			
			FEDERAL WH	5,818.96			
			SOCIAL SECURITY	4,246.76			
			MEDICARE	993.20_			
			TOTAL:	15,121.70			
			HR/CITY CLERK	GENERAL FUND	HSA BANK INTERNAL REVENUE SERVICE	HSA - GRAIN VALLEY, MO	38.68
						SOCIAL SECURITY	57.12
MEDICARE	13.36_						
TOTAL:	109.16						
INFORMATION TECH	GENERAL FUND	NETSTANDARD INC HSA BANK INTERNAL REVENUE SERVICE	OFFICE 365	850.76			
			HSA - GRAIN VALLEY, MO	2.60			
			SOCIAL SECURITY	3.58			
			MEDICARE	0.84_			
			TOTAL:	857.78			
BLDG & GRDS	GENERAL FUND	COMCAST - HIERARCY ACCT  COMCAST	CITY HALL	98.07			
			CITY HALL	209.03			
			CITY HALL PHONE CHARGES	186.86_			
			TOTAL:	493.96			
ADMINISTRATION	GENERAL FUND	RICOH USA INC  RICOH USA INC  HAMPEL OIL INC  HSA BANK  ICMA RC INTERNAL REVENUE SERVICE	MAILROOM C85075881	83.01			
			ADMIN C85075927	71.70			
			MAILROOM C85075881	211.25			
			ADMIN C85075927	211.25			
			BULK GASOHAL/DIESEL	19.82			
			BULK GASOHAL/DIESEL	28.45			
			HSA - GRAIN VALLEY, MO	22.26			
			HSA - GRAIN VALLEY, MO	101.50			
			EMPLOYEE DEDUCTIONS	103.00			
			SOCIAL SECURITY	277.96			
			MEDICARE	65.01_			
TOTAL:	1,195.21						
LEGAL	GENERAL FUND	JAMES T COOK	CITY ATTORNEY	237.50_			
TOTAL:	237.50						
FINANCE	GENERAL FUND	MO DEPT OF REVENUE HSA BANK INTERNAL REVENUE SERVICE	MISSOURI WITHHOLDING	0.50			
			HSA - GRAIN VALLEY, MO	75.69			
			SOCIAL SECURITY	148.31			
			MEDICARE	34.68_			
			TOTAL:	259.18			
COURT	GENERAL FUND	JAMES T COOK ETS CORPORATION HSA BANK INTERNAL REVENUE SERVICE	CITY PROSECUTOR	75.00			
			MONTHLY FEES	14.22			
			HSA - GRAIN VALLEY, MO	75.00			
			SOCIAL SECURITY	105.13			
			MEDICARE	24.59_			
TOTAL:	293.94						

DEPARTMENT	FUND	VENDOR NAME	DESCRIPTION	AMOUNT_		
VICTIM SERVICES	GENERAL FUND	HSA BANK	HSA - GRAIN VALLEY, MO	100.00		
			INTERNAL REVENUE SERVICE	SOCIAL SECURITY	84.83	
			MEDICARE	19.84_		
			TOTAL:	204.67		
FLEET	GENERAL FUND	HSA BANK	HSA - GRAIN VALLEY, MO	38.76		
			INTERNAL REVENUE SERVICE	SOCIAL SECURITY	54.78	
			MEDICARE	12.81_		
			TOTAL:	106.35		
POLICE	GENERAL FUND	RICOH USA INC	PD C85075912	130.56		
			PD C85075921	10.34		
			PD DWN C85075930	41.20		
		GALLS LLC	VEST FOR HOLT	605.00		
			RICOH USA INC	PD C85075912	211.25	
			PD C85075930	224.26		
			PD DESK C85075921	29.56		
		HAMPEL OIL INC	BULK GASOHAL/DIESEL	1,102.77		
			BULK GASOHAL/DIESEL	56.95		
			BULK GASOHAL/DIESEL	849.15		
			BULK GASOHAL/DIESEL	112.20		
		HSA BANK	HSA - GRAIN VALLEY, MO	975.00		
			HSA - GRAIN VALLEY, MO	800.00		
		INTERNAL REVENUE SERVICE	SOCIAL SECURITY	3,117.86		
			MEDICARE	729.18_		
			TOTAL:	8,995.28		
		ANIMAL CONTROL	GENERAL FUND	HSA BANK	HSA - GRAIN VALLEY, MO	75.00
					OAK GROVE ANIMAL CLINIC	BOARDING
					VET CARE	332.00
				INTERNAL REVENUE SERVICE	SOCIAL SECURITY	71.06
MEDICARE	16.62_					
	TOTAL:	1,649.68				
PLANNING & ENGINEERING	GENERAL FUND	HAMPEL OIL INC	BULK GASOHAL/DIESEL	91.29		
			HSA BANK	HSA - GRAIN VALLEY, MO	176.45	
			HSA - GRAIN VALLEY, MO	55.00		
		INTERNAL REVENUE SERVICE	SOCIAL SECURITY	326.12		
			MEDICARE	76.28_		
	TOTAL:	725.14				
NON-DEPARTMENTAL	PARK FUND	MO DEPT OF REVENUE	MISSOURI WITHHOLDING	294.62		
			FAMILY SUPPORT PAYMENT CENTER	SMITH CASE 91316387	138.46	
		HSA BANK	HSA - GRAIN VALLEY, MO	17.10		
			HSA - GRAIN VALLEY, MO	103.39		
		CITY OF GRAIN VALLEY -FLEX	FLEX - DEPENDENT CARE	220.83		
			FLEX PLAN	112.50		
			ICMA RC	ICMA 457 %	143.91	
			ICMA 457	457.76		
			ICMA ROTH IRA	36.89		
			ICMA ROTH IRA	0.97		
		INTERNAL REVENUE SERVICE	FEDERAL WH	826.56		
			SOCIAL SECURITY	744.62		
			MEDICARE	174.16_		
			TOTAL:	3,271.77		

DEPARTMENT	FUND	VENDOR NAME	DESCRIPTION	AMOUNT_			
PARK ADMIN	PARK FUND	COMCAST - HIERARCY ACCT	CITY HALL	16.34			
			CITY HALL	34.84			
			TYER RD	109.85			
			HAMPEL OIL INC	BULK GASOHAL/DIESEL	40.17		
				BULK GASOHAL/DIESEL	442.16		
			COMCAST	CITY HALL PHONE CHARGES	31.15		
			HSA BANK	HSA - GRAIN VALLEY, MO	22.12		
				HSA - GRAIN VALLEY, MO	219.70		
			ICMA RC	EMPLOYEE DEDUCTIONS	20.60		
			INTERNAL REVENUE SERVICE	SOCIAL SECURITY	323.04		
				MEDICARE	75.56_		
				TOTAL:	1,335.53		
			PARKS STAFF	PARK FUND	WEST CENTRAL ELECTRIC COOP INC	07/27-08/27 BALLPARK COMPL	372.23
						HSA BANK	HSA - GRAIN VALLEY, MO
INTERNAL REVENUE SERVICE	SOCIAL SECURITY	192.65					
	MEDICARE	45.06_					
	TOTAL:	759.94					
RECREATION	PARK FUND	ALLIED REFRESHMENT	CONCESSION DRINKS	88.00_			
			TOTAL:	88.00			
COMMUNITY CENTER	PARK FUND	MELODY TAYLOR	08/27-09/03 SILVERSNEAKERS	25.00			
			08/27-09/05 SILVERSNEAKERS	100.00			
			RICOH USA INC	COMM CTR C85075928	63.69		
				COMM CTR C85075922	20.63		
			ETS CORPORATION	MONTHLY FEES	316.60		
				MONTHLY FEES	153.78		
			COMCAST - HIERARCY ACCT	COMM CENTER	189.01		
			RICOH USA INC	COMM CTR C85075928	211.25		
				CC DESK C85075922	29.58		
			HABIB, MELYNDA	09/05-10/24 WED ZUMBA CLAS	28.20		
			FREDAH JOHNSTON	08/28-09/06 LINE DANCING	145.00		
			INTERNAL REVENUE SERVICE	SOCIAL SECURITY	209.36		
				MEDICARE	48.97_		
				TOTAL:	1,541.07		
POOL	PARK FUND	INTERNAL REVENUE SERVICE	SOCIAL SECURITY	19.57			
			MEDICARE	4.57_			
			TOTAL:	24.14			
NON-DEPARTMENTAL	TRANSPORTATION	MO DEPT OF REVENUE	MISSOURI WITHHOLDING	97.30			
			FAMILY SUPPORT PAYMENT CENTER	DZEKUNSKAS CASE 41452523	30.00		
			HSA BANK	HSA - GRAIN VALLEY, MO	6.00		
				HSA - GRAIN VALLEY, MO	41.38		
			CITY OF GRAIN VALLEY -FLEX	FLEX - DEPENDENT CARE	29.00		
			ICMA RC	ICMA 457	40.40		
			INTERNAL REVENUE SERVICE	FEDERAL WH	360.42		
				SOCIAL SECURITY	225.64		
				MEDICARE	52.77_		
				TOTAL:	882.91		
TRANSPORTATION	TRANSPORTATION	RICOH USA INC	PW C85075929	3.94			
			COMCAST - HIERARCY ACCT	CITY HALL	9.80		
				CITY HALL	20.90		
				PW	21.97		

DEPARTMENT	FUND	VENDOR NAME	DESCRIPTION	AMOUNT_
			PW	22.38
			PW	47.36
		RICOH USA INC	PW C85075929	42.25
		HAMPEL OIL INC	BULK GASOHAL/DIESEL	135.93
			BULK GASOHAL/DIESEL	106.95
		COMCAST	CITY HALL PHONE CHARGES	18.68
		DELTA SWEEPING CO	STREET SWEEPING	5,800.00
		HSA BANK	HSA - GRAIN VALLEY, MO	66.69
			HSA - GRAIN VALLEY, MO	105.01
		INTERNAL REVENUE SERVICE	SOCIAL SECURITY	225.66
			MEDICARE	52.78_
			TOTAL:	6,680.30
CAPITAL IMPROVEMENTS	CAPITAL PROJECTS F ETC INSTITUTE		CITIZEN SURVEY 2018	4,500.00_
			TOTAL:	4,500.00
NON-DEPARTMENTAL	MKTPL TIF-PR#2 SPE UMB BANK		PRO #2 AUG CITY SALES	54,405.80_
			TOTAL:	54,405.80
NON-DEPARTMENTAL	MKT PL CID-PR2 SAL UMB BANK		CID/USE	40,623.96_
			TOTAL:	40,623.96
NON-DEPARTMENTAL	WATER/SEWER FUND	MO DEPT OF REVENUE	MISSOURI WITHHOLDING	692.01
		FAMILY SUPPORT PAYMENT CENTER	DZEKUNSKAS CASE 41452523	120.00
		MISCELLANEOUS JACKSON, DANIEL E.	10-212200-02	15.54
		BENNETT, SAMANTHA	10-256220-07	3.64
		BENNETT, SAMANTHA	10-256290-06	45.75
		CALVERT, PHIL	10-494800-07	17.63
		WYMORE, DENISE	10-850610-02	15.54
		FRANKE, JENNY	20-120600-02	28.74
		JONES, RAYCHELL	20-592100-03	39.72
		BRADLEY, PETER	20-605333-00	66.35
		HSA BANK	HSA - GRAIN VALLEY, MO	113.87
			HSA - GRAIN VALLEY, MO	346.56
		CITY OF GRAIN VALLEY -FLEX	FLEX - DEPENDENT CARE	185.32
		ICMA RC	ICMA 457 %	206.68
			ICMA 457	300.69
			ICMA ROTH IRA	13.88
		INTERNAL REVENUE SERVICE	FEDERAL WH	2,490.16
			SOCIAL SECURITY	1,605.17
			MEDICARE	375.40_
			TOTAL:	6,682.65
WATER	WATER/SEWER FUND	PEREGRINE CORPORATION	BILL PRINT & MAIL	414.55
			BILL PRINT & MAIL	81.90
		RICOH USA INC	PW C85075929	7.87
			CD C85075926	35.00
		ANDY CRIM	LEAK DETECTION H2O LINES	7,995.00
		CITY OF INDEPENDENCE UTILITIES	5051 100CCF 07/24-08/22	7,899.05
		ETS CORPORATION	MONTHLY FEES	1,194.33
			MONTHLY FEES	860.34
		COMCAST - HIERARCY ACCT	CITY HALL	19.60
			CITY HALL	41.81
			PW	43.94
			PW	44.71
			PW	94.69

DEPARTMENT	FUND	VENDOR NAME	DESCRIPTION	AMOUNT_
		TRI-COUNTY WATER AUTHORITY	CONSUMPTION	59,731.69
			DEBT	65,302.91
		RICOH USA INC	PW C85075929	84.50
			CD C85075926	131.47
		HAMPEL OIL INC	BULK GASOHAL/DIESEL	281.76
			BULK GASOHAL/DIESEL	340.75
		COMCAST	CITY HALL PHONE CHARGES	37.37
		HSA BANK	HSA - GRAIN VALLEY, MO	228.38
			HSA - GRAIN VALLEY, MO	359.40
		ICMA RC	EMPLOYEE DEDUCTIONS	41.20
		INTERNAL REVENUE SERVICE	SOCIAL SECURITY	802.57
			MEDICARE	187.71_
			TOTAL:	146,262.50
SEWER	WATER/SEWER FUND	PEREGRINE CORPORATION	BILL PRINT & MAIL	414.56
			BILL PRINT & MAIL	81.90
		RICOH USA INC	PW C85075929	7.87
			CD C85075926	35.00
		ETS CORPORATION	MONTHLY FEES	1,194.33
			MONTHLY FEES	860.33
		COMCAST - HIERARCY ACCT	CITY HALL	19.60
			CITY HALL	41.81
			PW	43.94
			PW	44.71
			PW	94.69
		RICOH USA INC	PW C85075929	84.50
			CD C85075926	131.47
		HAMPEL OIL INC	BULK GASOHAL/DIESEL	281.76
			BULK GASOHAL/DIESEL	340.75
		COMCAST	CITY HALL PHONE CHARGES	37.37
		HSA BANK	HSA - GRAIN VALLEY, MO	228.37
			HSA - GRAIN VALLEY, MO	359.39
		ICMA RC	EMPLOYEE DEDUCTIONS	41.20
		INTERNAL REVENUE SERVICE	SOCIAL SECURITY	802.59
			MEDICARE	187.67_
			TOTAL:	5,333.81
NON-DEPARTMENTAL	GENERAL FUND	KCMO CITY TREASURER	KC EARNINGS TAX WH	56.61
		FRATERNAL ORDER OF POLICE	EMPLOYEE DEDUCTIONS	294.00
		HAMPEL OIL INC	CJC FUEL	212.19
			CJC FUEL	676.70
		AFLAC	AFLAC AFTER TAX	62.51
			AFLAC CRITICAL CARE	6.78
			AFLAC PRETAX	185.34
			AFLAC-W2 DD PRETAX	170.00
		MIDWEST PUBLIC RISK	DENTAL	139.15
			OPEN ACCESS	389.76
			OPEN ACCESS	151.58
			HSA	258.32
			HSA	1,061.90
			VISION	7.74
			VISION	38.46
			VISION	76.65
			VISION	31.92
		SHERIFFS RETIREMENT SYSTEM	AUGUST 18 SHERIFF RETIREME	75.00
		HOPE HOUSE	AUG 18 DOMESTIC VIOLENCE	104.00

DEPARTMENT	FUND	VENDOR NAME	DESCRIPTION	AMOUNT_
		MO DEPT OF REVENUE	AUG 18 CVC FUNDS	199.64
		MO DEPT OF PUBLIC SAFETY	AUG 18 TRAINING FUND	28.00_
			TOTAL:	4,226.25
HR/CITY CLERK	GENERAL FUND	MISSOURI LAGERS	MONTHLY CONTRIBUTIONS	74.27
		OFFICE DEPOT	STAMP/PAPER/MARKERS/TAPE	28.22
			INK PAD	5.99-
		MISSOURI STATE WEB	HOLLAND: MOCCFOA WESTERN R	85.00
			OSENBAUGH: MOCCFOA WESTERN	85.00
		PAYPAL.COM	KC-APA SMALL BUSINESSES CI	15.00
		MIDWEST PUBLIC RISK	DENTAL	9.07
			HSA	124.19
		GRAIN VALLEY PARTNERSHIP	SEPT LUNCHEON:	20.00
		AMERICAN PLANNING ASSN	MURPHY: KS/MO BI-STATE CON	199.00
		THE EXAMINER	2018 TAX LEVY RATE	127.01_
			TOTAL:	760.77
INFORMATION TECH	GENERAL FUND	MISSOURI LAGERS	MONTHLY CONTRIBUTIONS	4.52
		OFFICE DEPOT	MOUSE WIRELESS	47.07
		AMAZON.COM	2) UBIQUITI NETWORKS 8-POR	391.78
		BLUEHOST.COM	PRO WEB HOSTING	311.88
		MIDWEST PUBLIC RISK	DENTAL	0.61
			HSA	8.35
		ONSTAR	MONTHLY REOCCURING	10.00
		NEW AGE GRAPHICS LLC	PLUGIN LICENSE	99.00_
			TOTAL:	873.21
BLDG & GRDS	GENERAL FUND	AAA DISPOSAL SERVICE INC	AUGUST SERVICE	125.50
		ORKIN	12/18/2017 SERVICE	69.48
		HOME DEPOT CREDIT SERVICES	5QT HDX MIXING CONTAINER	5.14
		SPIRE	624 JAMES ROLLO CT	6.32
			711 S MAIN ST	28.17
		BORDER STATES ELECTRIC	BALLASTS	438.75
		ANTHONY PLUMBING HEATING & COOLING	SYSTEM 2 - WATER UNDER FUR	89.00_
			TOTAL:	762.36
ADMINISTRATION	GENERAL FUND	KANSAS CITY STAR	400087445 2018-2019 52 WEE	399.88
		MISSOURI LAGERS	MONTHLY CONTRIBUTIONS	351.24
		SAMS CLUB/GEGRB	FAIR PARADE CANDY	469.30
		OFFICE DEPOT	STAMP/PAPER/MARKERS/TAPE	37.03
		AMAZON.COM	DECOR FOR PARADE FLOAT	40.35
			COSTUMES FOR PARADE FLOAT	8.91
			DECOR FOR PARADE FLOAT	9.98
			PARADE FLOAT DECOR	137.33
			PARADE FLOAT COSTUMES	111.76
		PARTY CITY	PARADE FLOAT COSTUMES	108.49
		LOWES	SAKRETE FORM TUBE/FLU GREE	86.71
		QUIKTRIP #00150	HUNT: FUEL	33.01
		PITNEY BOWES	RENTAL: 07/01/18-09/30/18	117.00
		AFLAC	HUNT PREMIUMS	2.25
			HUNT PREMIUMS	27.96
			HUNT PREMIUMS	32.19
		SOUTHWEST AIRLINES	HUNT: AIRLINE TICKET	234.78
			HUNT: AIRLINE TICKET	234.78
		CITY OF JEFFERSON CITY - PARKING GARAG	PARKING FOR CDBG WORKSHOP	4.25
		MIDWEST PUBLIC RISK	ADMIN HEALTH	337.11

DEPARTMENT	FUND	VENDOR NAME	DESCRIPTION	AMOUNT_
			DENTAL	21.85
			DENTAL	14.33
			DENTAL	17.80
			OPEN ACCESS	160.10
			HSA	204.61
			HSA	71.46
			VISION	5.48
		GRAIN VALLEY PARTNERSHIP	SEPT LUNCHEON:	20.00
		JOHNNYS TAVERN	HUNT: LUNCH	35.33
		ZAGG INC	ZAGG INC	54.29
		ARRIS PIZZA	LUNCH: CDBG CONF	38.23
		SUN-STACHE	PARADE FLOAT COSTUMES	109.90
		LOS CABOS	HUNT: LUNCH WITH ALDERMAN	37.04_
			TOTAL:	3,574.73
ELECTED	GENERAL FUND	COSENTINOS PRICE CHOPPER	ICE CREAM & BALLOONS	21.06
		HD GRAPHICS & APPAREL	TSHIRT FOR MEETING WITH MA	15.00_
			TOTAL:	36.06
FINANCE	GENERAL FUND	MISSOURI LAGERS	MONTHLY CONTRIBUTIONS	187.78
		OFFICE DEPOT	STAMP/PAPER/MARKERS/TAPE	5.78
		MIDWEST PUBLIC RISK	DENTAL	8.79
			DENTAL	17.60
			HSA	243.00_
			TOTAL:	462.95
COURT	GENERAL FUND	MISSOURI LAGERS	MONTHLY CONTRIBUTIONS	136.16
		MIDWEST PUBLIC RISK	DENTAL	17.59
			HSA	240.79_
			TOTAL:	394.54
VICTIM SERVICES	GENERAL FUND	MISSOURI LAGERS	MONTHLY CONTRIBUTIONS	120.12
		MIDWEST PUBLIC RISK	DENTAL	34.56
			HSA	522.52_
			TOTAL:	677.20
FLEET	GENERAL FUND	MISSOURI LAGERS	MONTHLY CONTRIBUTIONS	69.28
		ADVANCE AUTO PARTS	CREDIT INVOICES	7.18-
		OREILLY AUTOMOTIVE INC	INTER CLEANER/NITRILE GLV	32.97
			WHEEL CHECK	19.47
			PRIMARY WIRE/BATT CLAMPS	33.68
			LOCKING PIN	7.96
			JULY FIRST CALL EB	12.36-
		MIDWEST PUBLIC RISK	DENTAL	17.87
			HSA	124.45
		CINTAS CORPORATION # 430	PW/WOLTZ UNIFORMS	9.76_
			TOTAL:	295.90
POLICE	GENERAL FUND	GALLS LLC	CARR: SAFARILAND 4 ROW STI	74.99
			VANDERLINDEN: BLACKINTON N	10.60
		MISSOURI LAGERS	EMPLOYER CONTRIBUTIONS	4,170.61
			MONTHLY CONTRIBUTIONS	350.52
		ADVANCE AUTO PARTS	RADIATOR FAN 10"	53.57
			FADIATOR FAN 12"	56.94
		WALMART COMMUNITY	FEBREEZE/BAKING SODA	17.61
		OFFICE DEPOT	STAMP/PAPER/MARKERS/TAPE	38.39

DEPARTMENT	FUND	VENDOR NAME	DESCRIPTION	AMOUNT_
		QUIKTRIP #00150	FUEL FOR SRO TRAINING	35.00
			FUEL FOR SRO TRAINING	23.53
		SIRCHIE	TEST-15 METHAMPHETAMINE	41.10
		PAYPAL.COM	RESOURCE MATERIALS FOR CLA	110.75
		LEXISNEXIS RISK DATA MGMT INC	AUG 2018 MINIMUM	50.00
		HOME DEPOT CREDIT SERVICES	DECK MATERIAL FOR NEW KENN	425.50
		LE UPFITTER LLC	AMER ALUM: ELEC PARTS COOL	79.20
		MISCELLANEOUS	MISSOURI POLICE CANINE ASS	30.00
			M.P.C.A.:	225.00
		MIDWEST PUBLIC RISK	DENTAL	211.08
			DENTAL	414.72
			OPEN ACCESS	309.35
			OPEN ACCESS	1,342.58
			OPEN ACCESS	590.86
			HSA	794.62
			HSA	3,130.27
			HSA	3,135.12
		PETCO	K9 FOOD	54.79
		BRIGHTGUY.COM	5) SWITCH COVER BOOK KIT	28.95
		TAKE A BREAK	FUEL FOR EVIDENCE TRAINING	35.00
		HAMPTON INN JOPLIN	VAUGHAN: LODGING	208.88
		MIRROR IMAGE EXPRESS CARWASH	VEHICLE WASHES	64.00
		ROSS MILLER CLEANERS	AUGUST 2018 CLEANING	33.00
			TOTAL:	16,146.53
ANIMAL CONTROL	GENERAL FUND	MISSOURI LAGERS	MONTHLY CONTRIBUTIONS	93.60
		MIDWEST PUBLIC RISK	DENTAL	17.59
			HSA	240.79
		ASPEN PET CREMATIONS	AUGUST ACTIVITY	28.12
			JULY ACTIVITY	13.87
			TOTAL:	393.97
PLANNING & ENGINEERING	GENERAL FUND	MISSOURI LAGERS	MONTHLY CONTRIBUTIONS	430.91
		OFFICE DEPOT	STAMP/PAPER/MARKERS/TAPE	12.21
		INTERNATIONAL CODE COUNCIL INC	SINGLE CERTIFICATE RENEWAL	85.00
		MIDWEST PUBLIC RISK	DENTAL	38.75
			DENTAL	24.19
			HSA	218.52
			HSA	566.49
		JACKSON COUNTY RECORDER	2018E0072575 LIEN	27.00
		HALFMOON LLC	ARROYO: AIA CONTRACT DOC WO	279.00
			TOTAL:	1,682.07
NON-DEPARTMENTAL	PARK FUND	KCMO CITY TREASURER	KC EARNINGS TAX WH	17.40
		AFLAC	AFLAC CRITICAL CARE	3.48
			AFLAC PRETAX	15.28
			AFLAC-W2 DD PRETAX	18.60
		MISCELLANEOUS	SHEILA FOWKS:	35.00
		MIDWEST PUBLIC RISK	DENTAL	20.05
			HSA	176.74
			VISION	7.74
			VISION	4.29
			TOTAL:	298.58
PARK ADMIN	PARK FUND	FELDMANS FARM & HOME	BOOTS/OVERALLS/T-POSTS	127.98
		MISSOURI LAGERS	MONTHLY CONTRIBUTIONS	449.08



DEPARTMENT	FUND	VENDOR NAME	DESCRIPTION	AMOUNT_
		OFFICE DEPOT	PAPER/DESKPAD/TAPE/POST IT	63.39
			PAD	3.99
		AFLAC	HUNT PREMIUMS	0.45
			HUNT PREMIUMS	5.59
			HUNT PREMIUMS	6.44
		MIDWEST PUBLIC RISK	ADMIN HEALTH	67.42
			DENTAL	4.37
			DENTAL	5.16
			DENTAL	75.86
			OPEN ACCESS	29.85
			HSA	833.16
			HSA	71.03
			VISION	1.10_
			TOTAL:	1,744.87
PARKS STAFF	PARK FUND	AAA DISPOSAL SERVICE INC	AUGUST SERVICE	77.00
		FELDMANS FARM & HOME	BOOTS/OVERALLS/T-POSTS	84.98
		MISSOURI LAGERS	MONTHLY CONTRIBUTIONS	143.89
		OREILLY AUTOMOTIVE INC	OIL FILTER/AIR FILTER	28.75
		FASTENAL COMPANY	PITCHING RUBBER SPIKES	9.76
		HOME DEPOT CREDIT SERVICES	3'X5' CHARCOAL MATS	175.50
			3'X5' CHARCOAL MATS/CLEANI	222.88
		MIDWEST PUBLIC RISK	DENTAL	35.18
			HSA	481.58
		SPIRE	600 BUCKNER TARSNEY	25.22
			624 JAMES ROLLO CT	3.15
		THE STEEL SOURCE	24 X 60 X 20G SHEET	24.50
		BSN SPORTS INC	RUBBER PITCHERS PLATE	286.86_
			TOTAL:	1,599.25
RECREATION	PARK FUND	HASTY AWARDS	PRESCHOOL TBALL TROPHIES	290.71
		FACEBOOK INC	UMPIRE CLINIC AD	1.07
		EPIC SPORTS	CATCHERS GEAR	210.20
		PROTECT MY MINISTRY LLC	BACKGROUND SCREENING	224.00
			BACKGROUND SCREENING	88.00_
			TOTAL:	813.98
COMMUNITY CENTER	PARK FUND	AAA DISPOSAL SERVICE INC	AUGUST SERVICE	116.00
		UNIFIRST CORPORATION	JANITORIAL SUPPLIES	104.26
		MISSOURI LAGERS	MONTHLY CONTRIBUTIONS	130.02
		OVERHEAD DOOR	INSPECT AND EVALUATE FRONT	239.75
		OFFICE DEPOT	PAPER/DESKPAD/TAPE/POST IT	47.97
			PAD	4.00
		AMAZON.COM	2) CABLE MATTERS TO XLR CA	21.98
			WALL MOUNT REMOTE CONTROL	11.97
		AUTHORIZE.NET	AUG SIGNUPS	78.00
		KIDWISE OUTDOORS SALES	INFLATABLE BOUNCE HOUSE	250.00
			INFLATABLE BOUNCE HOUSE	244.10
		MIDWEST PUBLIC RISK	DENTAL	17.59
		SPIRE	713 S MAIN ST	115.09
			713 S MAIN ST A	31.58_
			TOTAL:	1,412.31
NON-DEPARTMENTAL	TRANSPORTATION	AFLAC	AFLAC PRETAX	6.63
			AFLAC-W2 DD PRETAX	13.65
		MIDWEST PUBLIC RISK	DENTAL	12.81

DEPARTMENT	FUND	VENDOR NAME	DESCRIPTION	AMOUNT_
			OPEN ACCESS	21.65
			HSA	21.07
			HSA	121.36
			VISION	1.55
			VISION	0.78
			VISION	4.38_
			TOTAL:	203.88
TRANSPORTATION	TRANSPORTATION	FOLEY INDUSTRIES	APWA: MYERS/MURILLO	60.00
		MISSOURI LAGERS	MONTHLY CONTRIBUTIONS	293.74
		ADVANCE AUTO PARTS	2) HEADLAMP	6.20
		OFFICE DEPOT	DESK 48"	49.99
			STAMP/PAPER/MARKERS/TAPE	1.90
		OREILLY AUTOMOTIVE INC	AIR FILTER/CABIN FILTER	7.71
			WHEEL CHECK	7.78
			FUEL CAP	1.67
		ORKIN	12/18/2017 SERVICE	5.95
			SERVICE 09/12/18	11.63
		VANCE BROTHERS INC	VIRGIN SURFACE MIX	472.00
		MIDWEST PUBLIC RISK	DENTAL	13.00
			DENTAL	48.38
			OPEN ACCESS	102.07
			HSA	99.34
			HSA	214.11
			HSA	418.00
		SPIRE	405 JAMES ROLLO DR	6.32
			624 JAMES ROLLO CT	6.32
			711 S MAIN ST	2.42
			618 JAMES ROLLO CT	7.78
		CINTAS CORPORATION # 430	PW/WOLTZ UNIFORMS	23.05
		VIKING-CIVES MIDWEST INC	LABOR TO WELD BRACKETS ON	68.00
			10'-13' MESH 85 WIDE TARP	46.40
			3/8-5/16 MIDLINK	2.40_
			TOTAL:	1,976.16
PUBLIC HEALTH	PUBLIC HEALTH	HOBBY LOBBY	SENIOR LUNCHEON SUPPLIES	67.12_
			TOTAL:	67.12
NON-DEPARTMENTAL	WATER/SEWER FUND	KCMO CITY TREASURER	KC EARNINGS TAX WH	8.05
		AFLAC	AFLAC PRETAX	40.04
			AFLAC-W2 DD PRETAX	111.82
		MIDWEST PUBLIC RISK	DENTAL	83.63
			OPEN ACCESS	86.62
			HSA	133.83
			HSA	637.14
			HSA	117.99
			VISION	6.19
			VISION	7.30
			VISION	17.52
			VISION	7.98_
			TOTAL:	1,258.11
WATER	WATER/SEWER FUND	AAA DISPOSAL SERVICE INC	AUGUST SERVICE	62.75
		FOLEY INDUSTRIES	APWA: MYERS/MURILLO	120.00
		MISSOURI LAGERS	MONTHLY CONTRIBUTIONS	1,045.72
		ADVANCE AUTO PARTS	2) HEADLAMP	12.39

DEPARTMENT	FUND	VENDOR NAME	DESCRIPTION	AMOUNT_
		VANCO SERVICES LLC	AUGUST 18 GATEWAY ES20605	75.48
		OFFICE DEPOT	DESK 48"	100.00
			STAMP/PAPER/MARKERS/TAPE	5.38
		AMAZON.COM	HOSE & TOOL STREET CROSSIN	141.50
		OREILLY AUTOMOTIVE INC	AIR FILTER/CABIN FILTER	15.41
			WHEEL CHECK	15.58
			FUEL CAP	3.32
		ORKIN	12/18/2017 SERVICE	11.91
			SERVICE 09/12/18	23.26
		MISSOURI ONE CALL SYSTEM INC	AUG 324 LOCATES	421.20
		BLUE SPRINGS WINWATER CO	REFUND TAX	8.24-
			5-1/4 MED SAFTY FLG REPAIR	143.24
		QUIKTRIP #00150	HUNT: FUEL	16.50
		AFLAC	HUNT PREMIUMS	0.90
			HUNT PREMIUMS	11.18
			HUNT PREMIUMS	12.88
		HD GRAPHICS & APPAREL	COMM DEV EVENT TSHIRTS	88.00
		MIDWEST PUBLIC RISK	ADMIN HEALTH	134.84
			DENTAL	8.74
			DENTAL	43.10
			DENTAL	158.33
			OPEN ACCESS	204.18
			OPEN ACCESS	59.70
			HSA	315.46
			HSA	733.18
			HSA	1,097.30
			HSA	229.96
			VISION	2.19
		ONSTAR	MONTHLY REOCCURING	5.00
		SPIRE	405 JAMES ROLLO DR	12.63
			624 JAMES ROLLO CT	7.89
			711 S MAIN ST	4.83
			618 JAMES ROLLO CT	15.57
		CINTAS CORPORATION # 430	PW/WOLTZ UNIFORMS	46.09
		ULINE	6X16 1.5MIL DOORKNOB BAG	47.05
		TNEMEC COMPANY INC	HB EPOXOLINEII	325.08
		VIKING-CIVES MIDWEST INC	LABOR TO WELD BRACKETS ON	136.00
			10'-13' MESH 85 WIDE TARP	92.80
			3/8-5/16 MIDLINK	4.80
		MIRROR IMAGE EXPRESS CARWASH	HUNT REOCCURING CHARGE	18.50
			TOTAL:	6,021.58
SEWER	WATER/SEWER FUND	AAA DISPOSAL SERVICE INC	AUGUST SERVICE	62.75
		FOLEY INDUSTRIES	APWA: MYERS/MURILLO	120.00
		MISSOURI LAGERS	MONTHLY CONTRIBUTIONS	1,045.65
		ADVANCE AUTO PARTS	2) HEADLAMP	12.39
		VANCO SERVICES LLC	AUGUST 18 GATEWAY ES20605	75.48
		OFFICE DEPOT	DESK 48"	100.00
			STAMP/PAPER/MARKERS/TAPE	3.81
		AMAZON.COM	HOSE & TOOL STREET CROSSIN	141.50
		OREILLY AUTOMOTIVE INC	AIR FILTER/CABIN FILTER	15.41
			WHEEL CHECK	15.58
			FUEL CAP	3.32
		ORKIN	12/18/2017 SERVICE	11.91
			SERVICE 09/12/18	23.27
		QUIKTRIP #00150	HUNT: FUEL	16.50

DEPARTMENT	FUND	VENDOR NAME	DESCRIPTION	AMOUNT_
		AFLAC	HUNT PREMIUMS	0.90
			HUNT PREMIUMS	11.19
			HUNT PREMIUMS	12.87
		KEY EQUIPMENT & SUPPLY CO	3) SPRING COMPRESSOR/3) PA	308.43
			CYLINDER/ CERAMIC W/STEEL	213.71
		MIDWEST PUBLIC RISK	ADMIN HEALTH	134.85
			DENTAL	8.73
			DENTAL	43.09
			DENTAL	158.37
			OPEN ACCESS	204.17
			OPEN ACCESS	59.70
			HSA	315.46
			HSA	733.22
			HSA	1,097.30
			HSA	229.95
			VISION	2.18
		ONSTAR	MONTHLY REOCCURING	5.00
		SPIRE	405 JAMES ROLLO DR	12.63
			624 JAMES ROLLO CT	7.90
			711 S MAIN ST	4.83
			618 JAMES ROLLO CT	15.57
		CINTAS CORPORATION # 430	PW/WOLTZ UNIFORMS	46.09
		VIKING-CIVES MIDWEST INC	LABOR TO WELD BRACKETS ON	136.00
			10'-13' MESH 85 WIDE TARP	92.80
			3/8-5/16 MIDLINK	4.80
		MIRROR IMAGE EXPRESS CARWASH	HUNT REOCCURING CHARGE	18.50
			TOTAL:	5,525.81
NON-DEPARTMENTAL	POOLED CASH FUND	VISA-CARD SERVICES 1184	VISA-CARD SERVICES 1184	629.58
		VISA-CARD SERVICES 1325	VISA-CARD SERVICES 1325	514.51
		VISA-CARD SERVICES 1523	VISA-CARD SERVICES 1523	402.23
		VISA-CARD SERVICES 9016	VISA-CARD SERVICES 9016	1,220.12
		VISA-CARD SERVICES 0749	VISA-CARD SERVICES 0749	1,002.23
		VISA-CARD SERVICES 1028	VISA-CARD SERVICES 1028	1,386.08

\* REFUND CHECKS \*

DEPARTMENT	FUND	VENDOR NAME	DESCRIPTION	AMOUNT_
NON-DEPARTMENTAL	WATER/SEWER FUND	LONG, DONNA	US REFUNDS	12.82
		KOELLER, KEITH	US REFUNDS	15.54
		BUNYAR, PETER	US REFUNDS	3.93
		HAZELRIGG, JAMI	US REFUNDS	65.54
		GANT, RODGER	US REFUNDS	15.54
		GARRISON, PAYTO	US REFUNDS	65.54
		DONNER, MATHEW	US REFUNDS	31.08
		ROTH, MAGGY	US REFUNDS	3.56
		LAWSON, TERRY L	US REFUNDS	11.58
		WHITE, NANCY M	US REFUNDS	33.67
		PIERCE, RICHARD	US REFUNDS	49.62
		HOBBS, CARLIE	US REFUNDS	9.39
		READ, ANDY D	US REFUNDS	21.63
		STEVENS, GINA	US REFUNDS	15.54
		SCHWARTZ, MICHA	US REFUNDS	40.98
		DRENNEN, RIDGE	US REFUNDS	15.54
		KAW VALLEY COMP	US REFUNDS	546.79
		UNIVERSAL SERVI	US REFUNDS	256.93
		UNIVERSAL SERVI	US REFUNDS	156.92
		LUNCEFORD, GLEN	US REFUNDS	50.00
		LUNCEFORD, GLEN	US REFUNDS	50.00
			TOTAL:	6,626.89

===== FUND TOTALS =====

100	GENERAL FUND	60,536.09
200	PARK FUND	12,889.44
210	TRANSPORTATION	9,743.25
230	PUBLIC HEALTH	67.12
280	CAPITAL PROJECTS FUND	4,500.00
302	MKTPL TIF-PR#2 SPEC ALLOC	54,405.80
321	MKT PL CID-PR2 SALES/USE	40,623.96
600	WATER/SEWER FUND	172,556.60
999	POOLED CASH FUND	5,154.75
-----		
	GRAND TOTAL:	360,477.01
-----		

SELECTION CRITERIA

-----  
SELECTION OPTIONS

VENDOR SET: 01-CITY OF GRAIN VALLEY  
VENDOR: All  
CLASSIFICATION: All  
BANK CODE: All  
ITEM DATE: 9/01/2018 THRU 9/14/2018  
ITEM AMOUNT: 99,999,999.00CR THRU 99,999,999.00  
GL POST DATE: 0/00/0000 THRU 99/99/9999  
CHECK DATE: 0/00/0000 THRU 99/99/9999  
-----

PAYROLL SELECTION

PAYROLL EXPENSES: NO  
CHECK DATE: 0/00/0000 THRU 99/99/9999  
-----

PRINT OPTIONS

PRINT DATE: None  
SEQUENCE: By Department  
DESCRIPTION: Distribution  
GL ACCTS: NO  
REPORT TITLE: C O U N C I L R E P O R T  
SIGNATURE LINES: 0  
-----

PACKET OPTIONS

INCLUDE REFUNDS: YES  
INCLUDE OPEN ITEM: YES  
-----

# *Presentations*

INTENTIONALLY LEFT BLANK



# City of Grain Valley Community Survey

## Findings Report

*...helping organizations make better decisions since 1982*

# 2018

**Submitted to the City of Grain Valley, Missouri**

**By:**  
ETC Institute  
725 W. Frontier Lane,  
Olathe, Kansas  
66061

**September 2018**





# Contents

<b>Executive Summary</b> .....	i
<b>Section 1: Charts and Graphs</b> .....	1
<b>Section 2: Benchmarking Analysis</b> .....	22
<b>Section 3: Importance-Satisfaction Analysis</b> .....	29
<b>Section 4: Tabular Data</b> .....	38
<b>Section 5: Survey Instrument</b> .....	97

---

# 2018 City of Grain Valley Community Survey Executive Summary

---

## Purpose and Methodology

ETC Institute administered a survey to residents of the City of Grain Valley during the summer of 2018. The purpose of the survey was to assess citizen satisfaction with major city services and to help the City ensure that its priorities continue to match the needs and desires of its residents. The information provided will be used to improve existing services and help the City better understand the evolving needs of residents of Grain Valley.

The seven-page survey, cover letter, and postage paid return envelope were mailed to a random sample of households in the City of Grain Valley. The cover letter explained the purpose of the survey and encouraged residents to either return their survey by mail or complete the survey online. At the end of the online survey, residents were asked to enter their home address, this was done to ensure that only responses from residents who were part of the random sample were included in the final survey database.

Ten days after the surveys were mailed, ETC Institute sent emails and placed phone calls to the households that received the survey to encourage participation. The emails contained a link to the online version of the survey to make it easy for residents to complete the survey. To prevent people who were not residents of Grain Valley from participating, everyone who completed the survey online was required to enter their home address prior to submitting the survey. ETC Institute then matched the addresses that were entered online with the addresses that were originally selected for the random sample. If the address from a survey completed online did not match one of the addresses selected for the sample, the online survey was not counted.

The goal was to obtain completed surveys from at least 400 residents. The goal was exceeded with a total of 610 residents completing the survey. The overall results for the sample of 610 households have a precision of at least +/-3.9% at the 95% level of confidence.

The percentage of “don’t know” responses has been excluded from many of the graphs shown in this report to facilitate valid comparisons of the results from Grain Valley with the results from other communities in ETC Institute’s *DirectionFinder*® database. Since the number of “don’t know” responses often reflect the utilization and awareness of city services, the percentage of “don’t know” responses have been provided in the tabular data section of this report. When the “don’t know” responses have been excluded, the text of this report will indicate that the responses have been excluded with the phrase “*who had an opinion.*”

This report contains:

- An executive summary of the methodology for administering the survey and major findings,
- benchmarking data that shows how the results for Grain Valley compare to other communities,
- importance-satisfaction analysis; this analysis was done to determine priority actions for the City to address based upon the survey results,
- tables that show the results of the random sample for each question on the survey,
- a copy of the survey instrument.

## Overall Satisfaction with Major Categories of City Services

The major categories of City services that had the highest levels of satisfaction, based upon the combined percentage of “very satisfied” and “satisfied” responses among residents *who had an opinion*, were: police services (74%), customer services received from City employees (72%), and Parks and Recreation programs/facilities (66%). The four services that should receive the most emphasis over the next two years according to respondents, were: maintenance of City streets, sidewalks and infrastructure (49%), effectiveness of community planning (25%), enforcement of City codes and ordinances (22%), and police services (22%). The City of Grain Valley’s quality of customer service ranked 25% above the national average for U.S. cities with a population under 30,000 (72% Grain Valley versus 47% U.S. Population Under 30k Average).

## Overall Satisfaction with the Perception of the City

The items that influence the perception residents have of the community with the highest levels of satisfaction, based upon the combined percentage of “very satisfied” and “satisfied” responses among residents *who had an opinion*, were: overall quality of education system within the City (85%), Grain Valley as a place to live (85%), and Grain Valley as a place to raise children (83%). The overall quality of the education system within the City was 28% above the national average for U.S. cities with a population under 30,000 (85% Grain Valley versus 57% U.S. Population Under 30k). The satisfaction of Grain Valley as a place to live was 20% above the national average for U.S. cities with a population under 30,000 (84% Grain Valley versus 64% U.S. Population Under 30k). The satisfaction of Grain Valley as a place to raise children was 18% above the national average for U.S. cities with a population under 30,000 (83% Grain Valley versus 65% U.S. Population Under 30k).

## Satisfaction with Specific City Services

- **City Maintenance.** The highest levels of satisfaction with City maintenance, based upon the combined percentage of “very satisfied” and “satisfied” responses among residents *who had an opinion*, were: snow removal on major City streets during the past 12 months (75%), maintenance of City buildings (72%), and maintenance of street signs and traffic signals (64%). The top four, highest rated, City maintenance services that should receive the most emphasis over the next two years, were: maintenance of City streets (38%), adequacy of

City street lighting (32%), maintenance of neighborhood streets (21%), and maintenance and preservation of Downtown Grain Valley (21%).

- **Public Safety.** The highest levels of satisfaction with City public safety services, based upon the combined percentage of “very satisfied” and “satisfied” responses among residents *who had an opinion*, were: professionalism of City police personnel (77%), overall quality of local police protection (74%), and overall competence of City’s police personnel (72%). The top three public safety items that respondents feel should receive the most emphasis over the next two years, were: visibility of police in neighborhoods (40%), City’s efforts to prevent crime (31%), and the effectiveness of local police protection (23%).
- **Code Enforcement.** The highest levels of satisfaction with City code enforcement services, based upon the combined percentage of “very satisfied” and “satisfied” responses among residents *who had an opinion*, were: enforcement of animal codes (49%), enforcing sign regulations (47%), and customer service from animal control officers (44%). The top two code enforcement services that respondents indicated should receive the most emphasis over the next two years, were: enforcing clean-up of trash/debris on private property (39%) and enforcing mowing and cutting of weeds on private property (29%).
- **Water Services.** The highest levels of satisfaction with City water services, based upon the combined percentage of “very satisfied” and “satisfied” responses among residents *who had an opinion*, were: the quality of drinking water (79%), quality of utility billing customer service (72%), and the quality of wastewater (sewer) services (71%). The quality of utility billing customer service ranked 32% higher than the national average for U.S. cities with a population under 30,000 (72% Grain Valley versus 40% U.S. Population Under 30k).
- **Leadership.** The highest levels of satisfaction with City leadership, based upon the combined percentage of “very satisfied” and “satisfied” responses among residents *who had an opinion*, were: how ethically the City conducts business (50%), the overall quality of leadership provided by the City’s elected officials (41%), and the overall effectiveness of the City administrator and appointed staff (40%).
- **Parks and Recreation.** The highest levels of satisfaction with City Parks and Recreation services, based upon the combined percentage of “very satisfied” and “satisfied” responses among residents *who had an opinion*, were: maintenance and appearance of City community centers (73%), maintenance of City parks and equipment (69%), and the Monkey Mountain Sports Complex (67%). The Parks and Recreation services respondents indicated should receive the most emphasis over the next two years, were: availability of walking and biking trails (34%), number of City parks (21%), City swimming pools and programs (18%), and programs/activities at City community centers (18%).
- **City Communication.** The highest levels of satisfaction with City communication, based upon the combined percentage of “very satisfied” and “satisfied” responses among residents *who had an opinion*, were: quality of the City’s magazine “City View” (68%), Parks

and Recreation program guide (60%), and the availability of information about City programs and services (51%).

- The three most selected sources respondents indicated they currently use to get information about the City of Grain Valley, were: City View magazine (60%), neighbors/friends/family (42%), and City social media pages (36%).
- **Planning and Zoning.** The highest levels of satisfaction with various City planning and zoning aspects, based upon the combined percentage of “very satisfied” and “satisfied” responses among residents *who had an opinion*, were: the quality of new commercial building designs in the City (53%), types of new residential development in the City (47%), and the quality of private and commercial landscaping in the City (47%). The most important aspect of City planning and zoning that respondents indicated should receive the most emphasis over the new two years was the types of new commercial and retail development in the City (43%).
- **Pace of Development.** The ratings for the pace of development in the City, based upon the combined percentage of “much too slow” and “too slow” among residents *who had an opinion*, were: retail development (71%), industrial development (50%), and office development (50%).

## Additional Findings and Recommendations

- Respondents were asked to indicate how strongly they agree with three statements regarding commercial activity in Grain Valley. Based upon the combined percentage of “strongly agree” and “agree” respondents were most in agreement with the following statement: the City should take proactive measures to encourage existing and new business redevelopment along major business corridors in Grain Valley (88%).
- Respondents were given a list of several aquatic features and programs and were asked to indicate how supportive they would be of the City included them in a new aquatic facility. The features that respondents were most supportive of, based upon the combined percentage of “very supportive” and “supportive” among residents *who had an opinion*, were: swim lessons (85%), recreational swimming area (83%), and water aerobics and water exercise programs (80%). Based on the sum of respondents’ top three choices the three most important aquatic features and programs were: lazy river (31%), swim lessons (31%), and water aerobics and water exercise programs (25%).
- Respondents’ were asked what they would most likely support the City using to pay back the bonds needed for developing a new community facility; twenty-five percent (25%) indicated “a local sales tax increase,” 14% indicated “a combination of increase sales and local property taxes,” and 2% indicated “an increase to local property taxes”. The items respondents would most support the City using for the care of the new facilities, were: fifty-eight percent (58%) indicated “user fees paid by patrons,” 23% indicated “a local sales tax increase,” and 5% indicated “an increase to local property taxes”.



- Sixty-two percent (62%) of respondents have seen or heard information in advertisements and promotional materials utilizing the City logo and 60% percent of respondents indicated they “would not change anything” about the logo. Eighty-four percent (84%) were aware of the City’s logo.
- Thirty-five percent (35%) of residents have called, emailed, or visited the City with a question, problem, or complaint during the past year. From the respondents who had contacted the City within the past year, forty-five percent (45%) indicated it was “very easy” and 40% indicated it was “somewhat easy” to contact the person they needed to reach.
- The highest levels frequency for quality customer service received from City employees, based upon the combined percentage of “always” and “usually” responses among residents *who had an opinion*, were: they were courteous and polite (89%) and they gave prompt, accurate, and complete answers to questions (82%).
- Ninety-one percent (91%) of respondents indicated they have regular access to internet at home.
- Seventy-two percent (72%) of respondents indicated they and/or members of their household have visited parks in Grain Valley within the last year.
- Fifty-six percent (56%) of respondents indicated they and/or members of their household have visited the City community center in the last year.
- Fifty-five percent (55%) of respondents indicated they have visited the City’s website in the last year.
- Fifty-three percent (53%) of respondents indicated they have at least one cat or dog.

## Investment Priorities

**Recommended Priorities for the Next Two Years.** In order to help the City identify investment priorities for the next two years, ETC Institute conducted an Importance-Satisfaction (I-S) analysis. This analysis examined the importance residents placed on each City service and the level of satisfaction with each service. By identifying services of high importance and low satisfaction, the analysis identified which services will have the most impact on overall satisfaction with City services over the next two years. If the City wants to improve its overall satisfaction rating, the City should prioritize investments in services with the highest Importance Satisfaction (I-S) ratings. Details regarding the methodology for the analysis are provided in Section 3 of this report.

**Overall Priorities for the City by Major Category.** This analysis reviewed the importance of and satisfaction with major categories of City services. This analysis was conducted to help set the overall priorities for the City. Based on the results of this analysis, the major services that are recommended as the top priorities for investment over the next two years to raise the City's overall satisfaction rating are listed below:

- Maintenance of City streets, sidewalks, and infrastructure (IS=0.2845)
- Effectiveness of community planning (IS=0.1508)
- Enforcement of City codes and ordinances (IS=0.1288)

The table below shows the importance-satisfaction rating for all 14 major categories of City services that were rated.

2018 Importance-Satisfaction Rating Grain Valley, Missouri Major Categories of City Services						
Category of Service	Most Important %	Most Important Rank	Satisfaction %	Satisfaction Rank	Importance-Satisfaction Rating	I-S Rating Rank
<b>Very High Priority (IS &gt;.20)</b>						
Maintenance of City streets, sidewalks, & infrastructure	49%	1	42%	10	0.2845	1
<b>High Priority (IS .10-.20)</b>						
Effectiveness of community planning	25%	2	39%	13	0.1508	2
Enforcement of City codes & ordinances	22%	3	42%	11	0.1288	3
<b>Medium Priority (IS &lt;.10)</b>						
Trash, recycling, & yard waste collection services	18%	6	54%	8	0.0840	4
Effectiveness of City communication with the public	17%	7	54%	7	0.0791	5
Water & wastewater services	16%	8	56%	6	0.0688	6
Parks & Recreation programs/facilities	20%	5	65%	3	0.0677	7
Public transportation	9%	11	27%	14	0.0632	8
Police services	22%	4	74%	1	0.0567	9
Stormwater runoff/stormwater management system	10%	9	56%	5	0.0438	10
Maintenance of City buildings/facilities	9%	10	65%	4	0.0317	11
Public transportation services (OATS)	4%	13	40%	12	0.0223	12
Customer service received from City employees	6%	12	72%	2	0.0157	13
Municipal Court services	2%	14	50%	9	0.0096	14



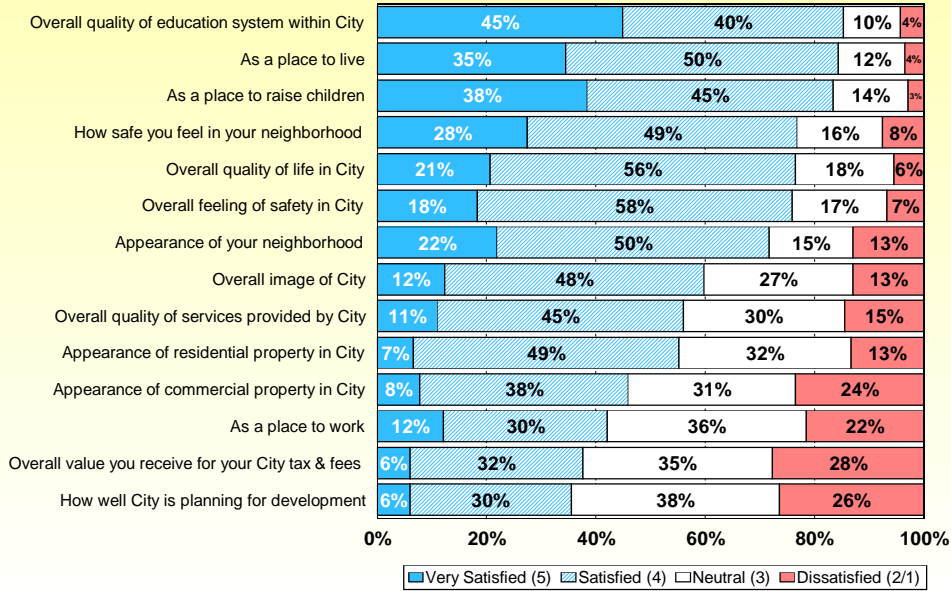
# Section 1

## *Charts and Graphs*

---

## Q1. Overall Satisfaction with Perceptions of the Community

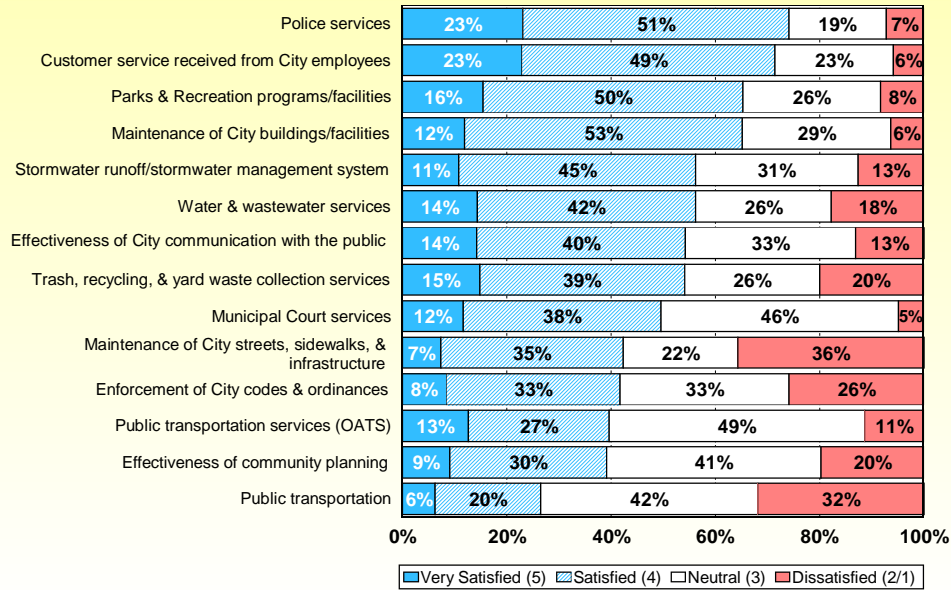
by percentage of respondents (excluding "don't know")



Source: ETC Institute (2018 - Grain Valley, MO)

## Q2. Overall Satisfaction with Major Categories of City Services

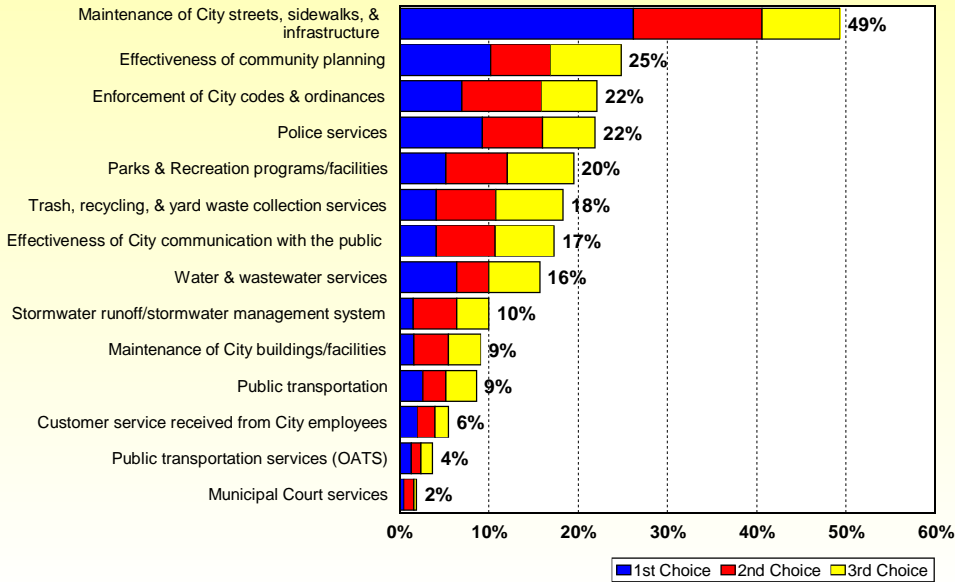
by percentage of respondents (excluding "don't know")



Source: ETC Institute (2018 - Grain Valley, MO)

### Q3. Major Categories of City Services That Should Receive the Most Emphasis Over the Next Two Years

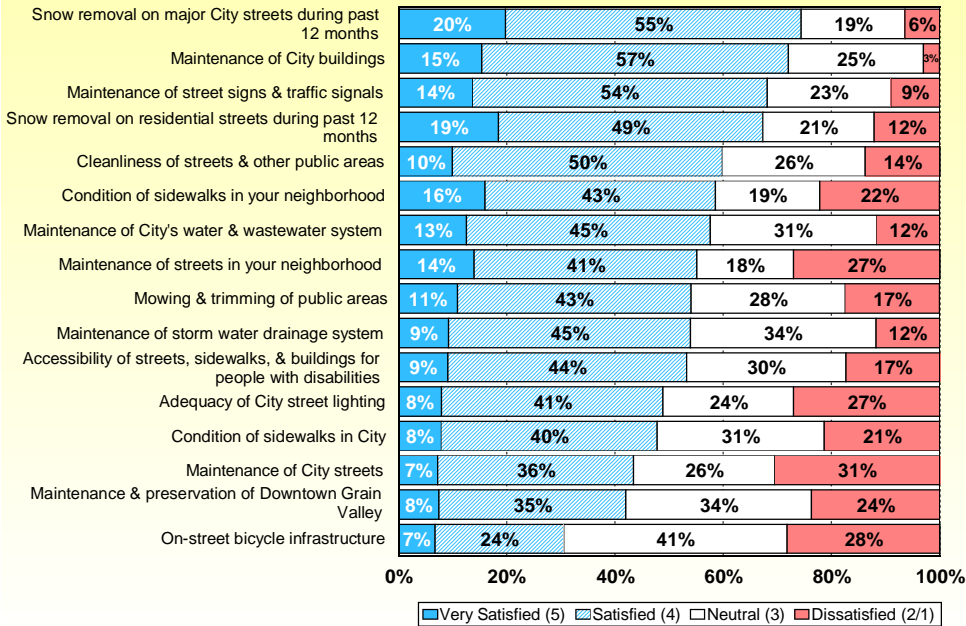
by percentage of respondents who selected the item as one of their top three choices



Source: ETC Institute (2018 - Grain Valley, MO)

### Q4. Overall Satisfaction with City Maintenance

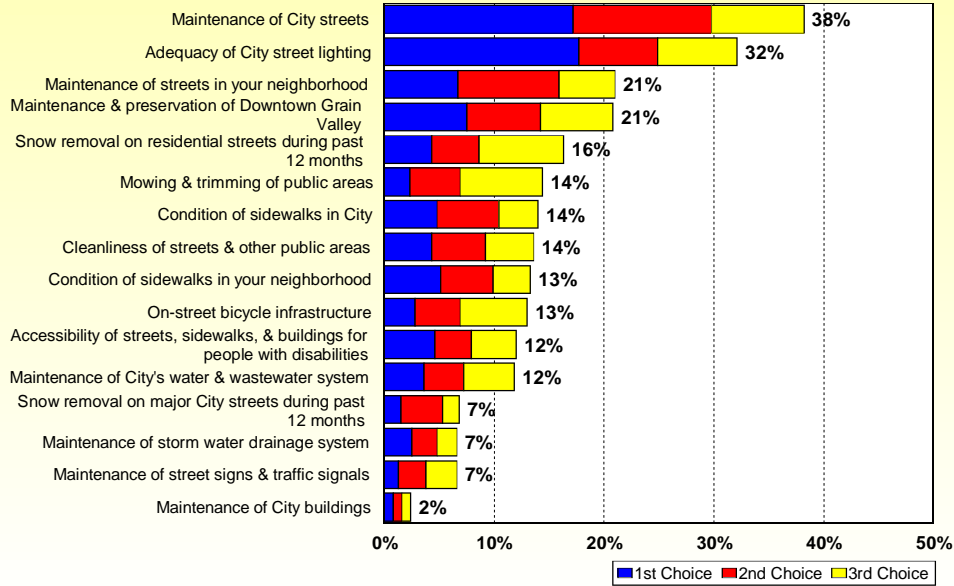
by percentage of respondents (excluding "don't know")



Source: ETC Institute (2018 - Grain Valley, MO)

### Q5. City Maintenance Services That Should Receive the Most Emphasis Over the Next Two Years

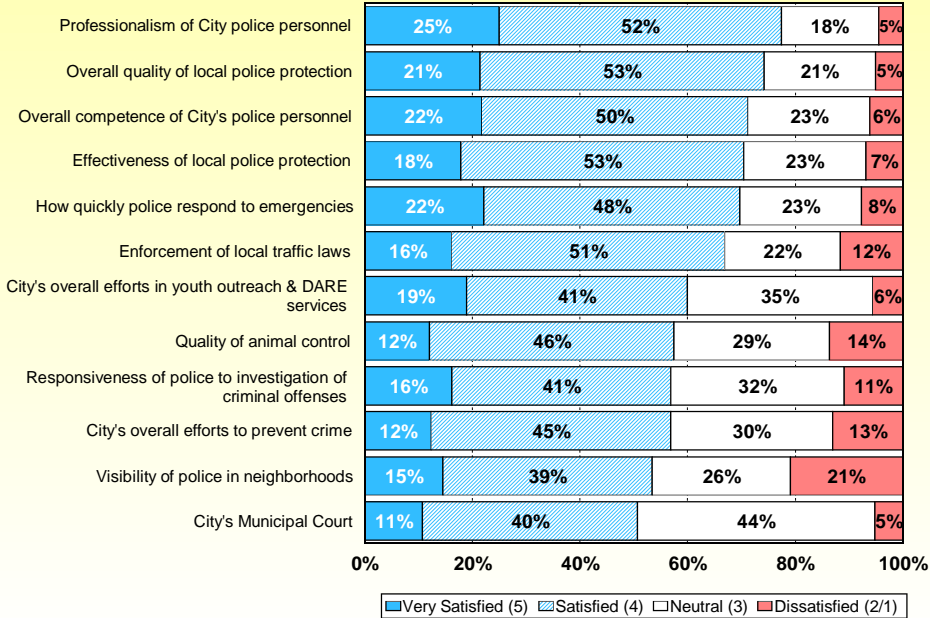
by percentage of respondents who selected the item as one of their top three choices



Source: ETC Institute (2018 - Grain Valley, MO)

### Q6. Overall Satisfaction with Public Safety Services

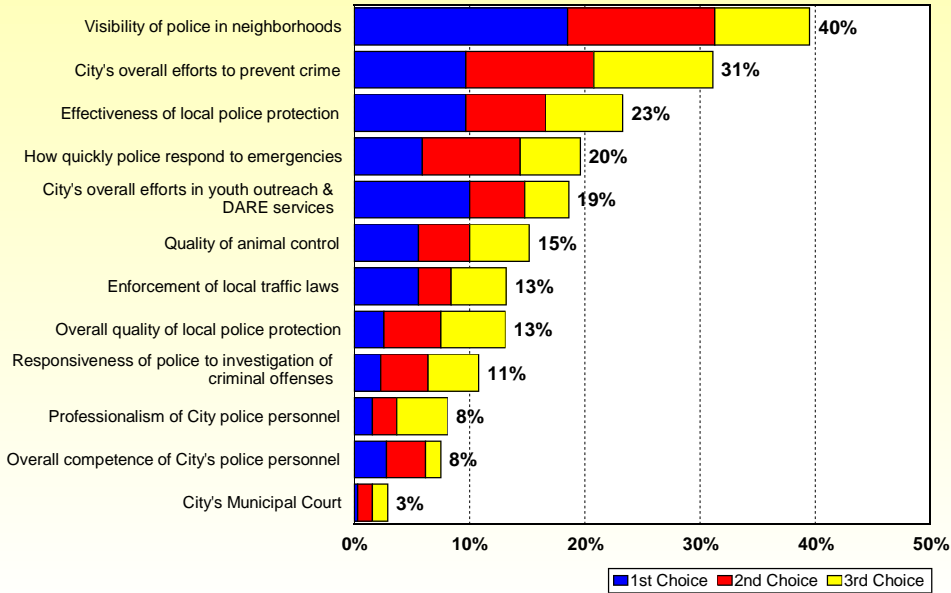
by percentage of respondents (excluding "don't know")



Source: ETC Institute (2018 - Grain Valley, MO)

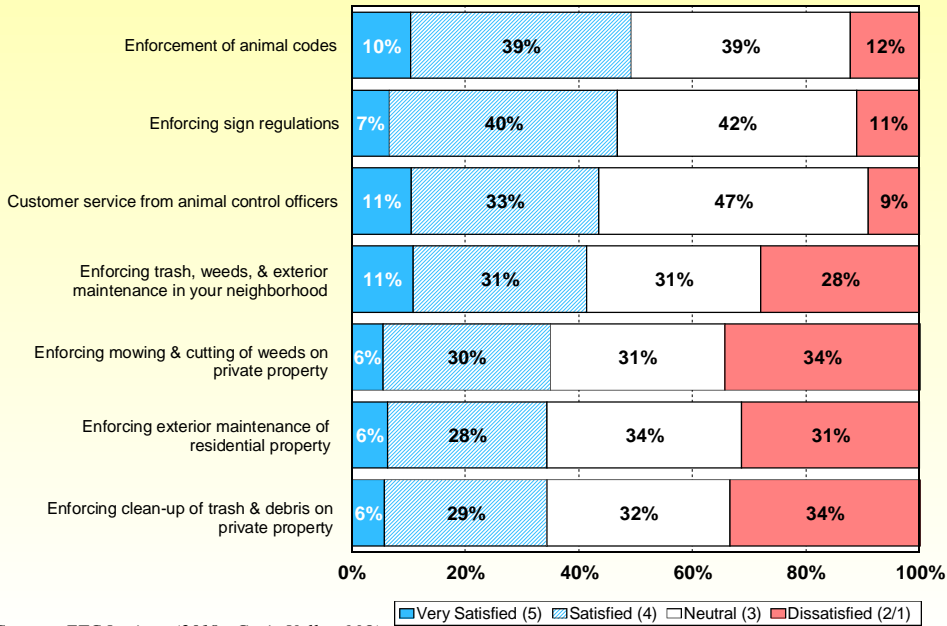
### Q7. Public Safety Services That Should Receive the Most Emphasis Over the Next Two Years

by percentage of respondents who selected the item as one of their top three choices



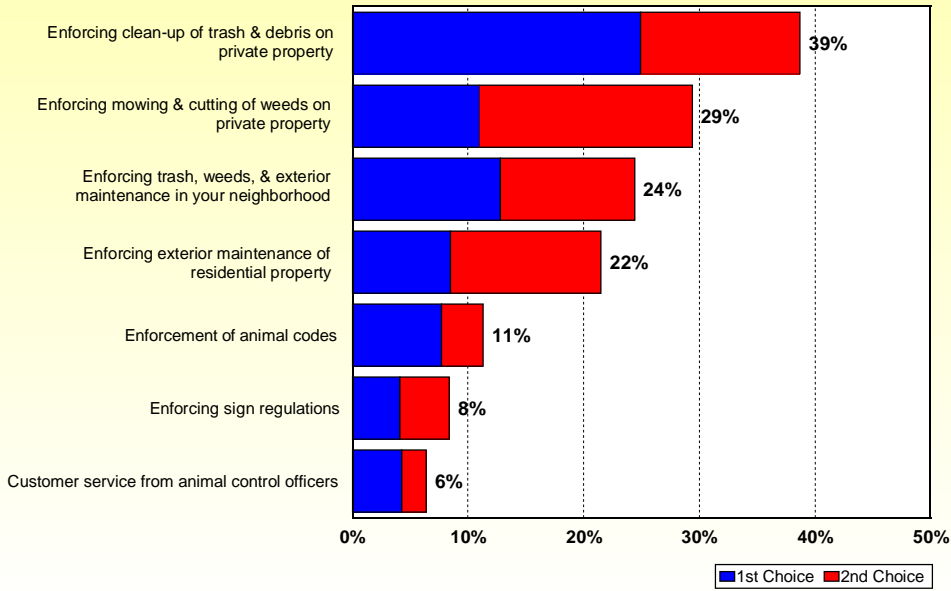
### Q8. Overall Satisfaction with Code Enforcement

by percentage of respondents (excluding "don't know")



### Q9. Code Enforcement Services That Should Receive the Most Emphasis Over the Next Two Years

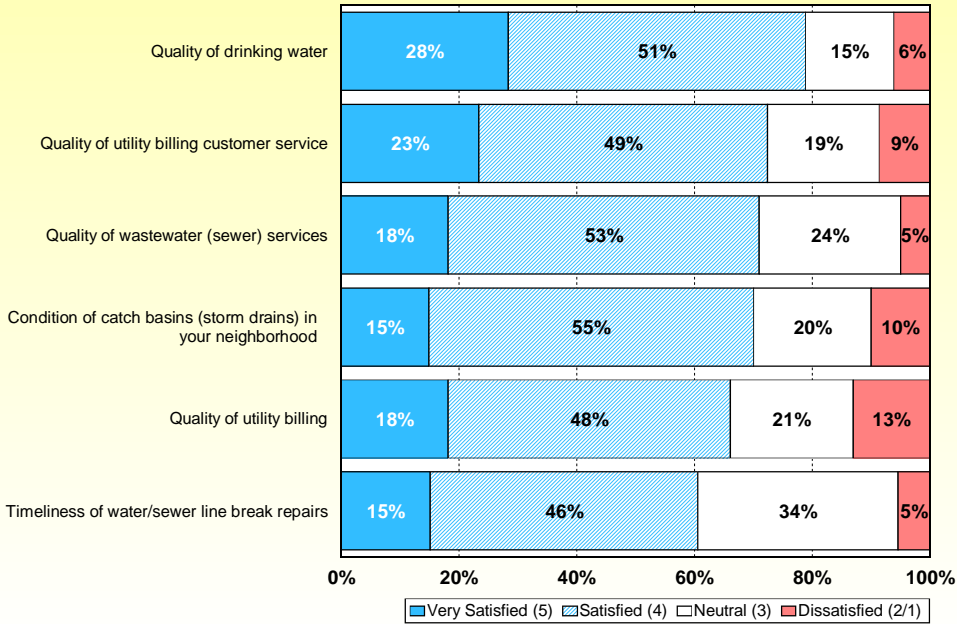
by percentage of respondents who selected the item as one of their top two choices



Source: ETC Institute (2018 - Grain Valley, MO)

### Q10. Overall Satisfaction with Water Services

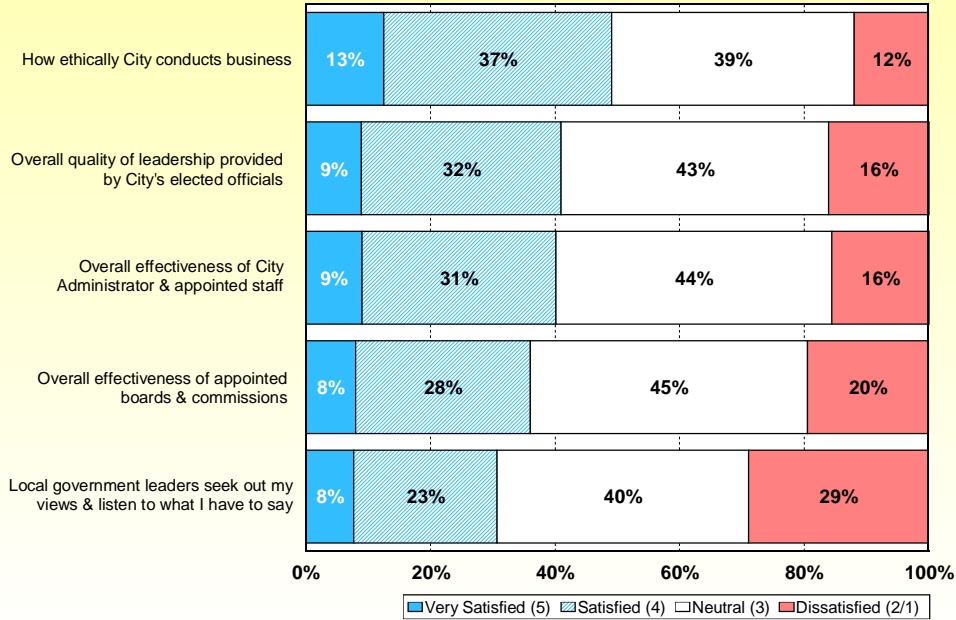
by percentage of respondents (excluding "don't know")



Source: ETC Institute (2018 - Grain Valley, MO)

### Q11. Overall Satisfaction with City Leadership

by percentage of respondents (excluding "don't know")

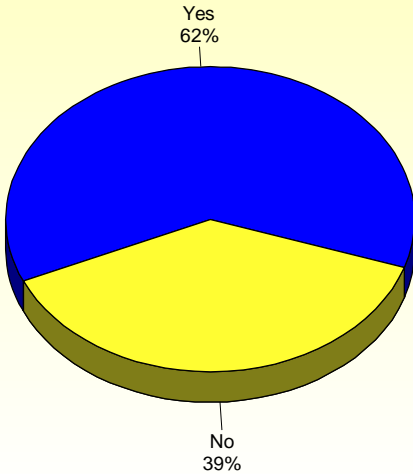


Source: ETC Institute (2018 - Grain Valley, MO)

### Q12. Have you seen or heard any information in advertisements, brochures, outdoor advertisements, displays, or other promotional materials that utilize the logo below?



by percentage of respondents

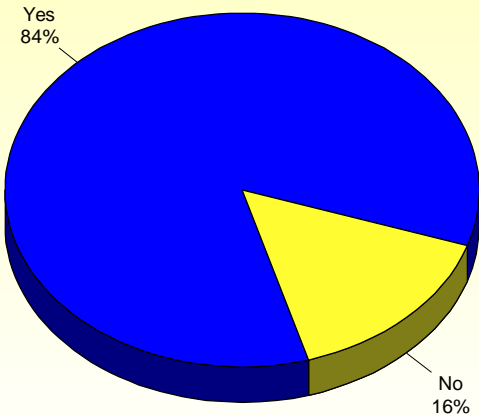


Source: ETC Institute (2018 - Grain Valley, MO)

### Q13. Before taking the survey, were you aware this was the logo used by the city?



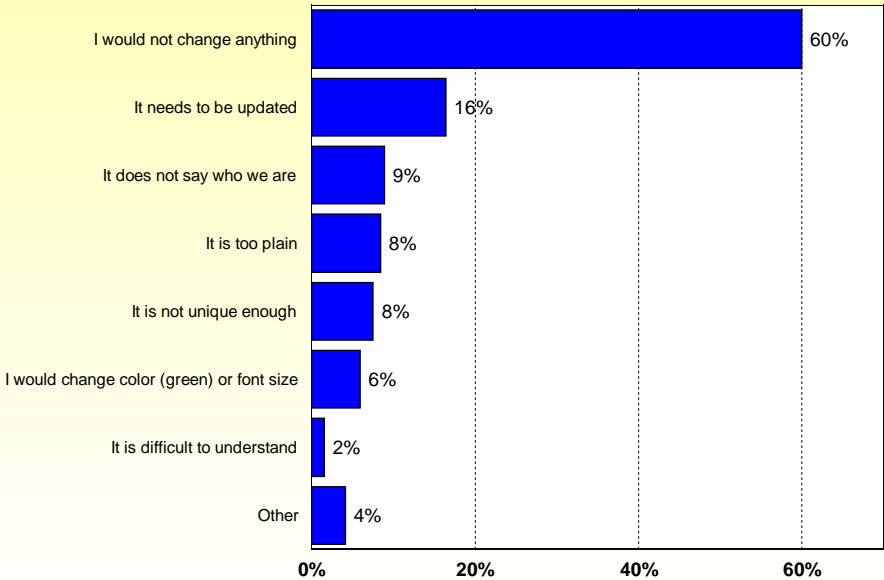
by percentage of respondents



Source: ETC Institute (2018 - Grain Valley, MO)

### Q14. What are some of your general perceptions of the current City of Grain Valley logo design?

by percentage of respondents (multiple choices could be made)

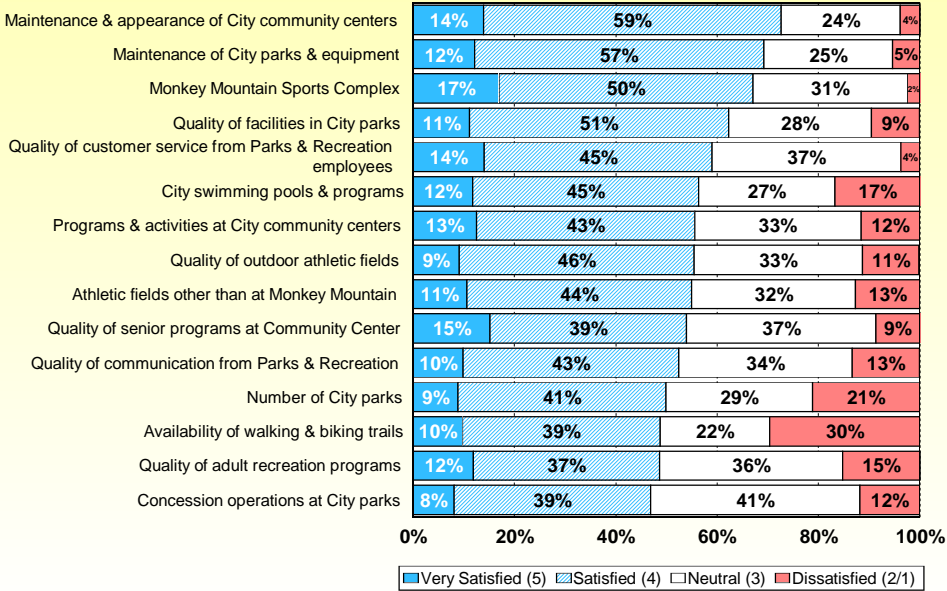


Source: ETC Institute (2018 - Grain Valley, MO)



### Q15. Overall Satisfaction with Parks and Recreation Services

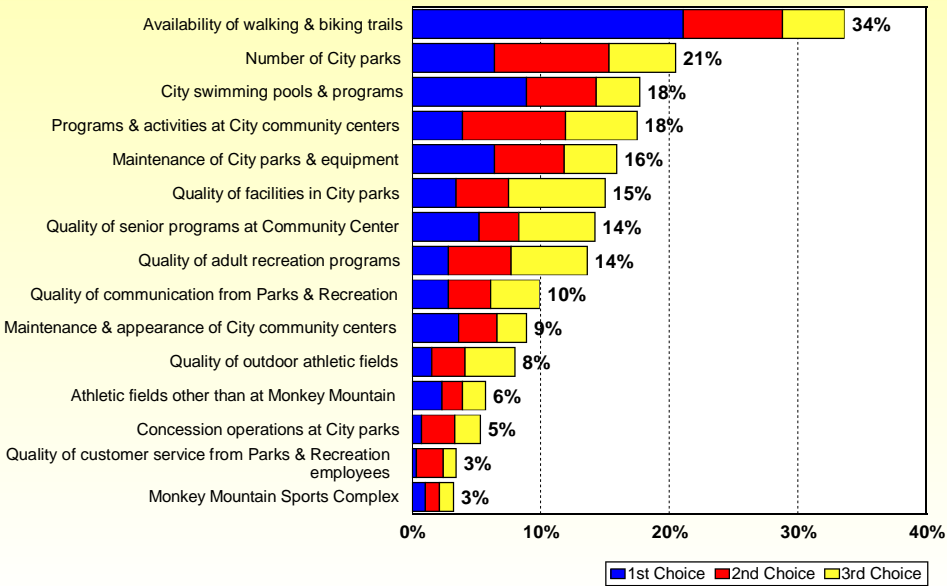
by percentage of respondents (excluding "don't know")



Source: ETC Institute (2018 - Grain Valley, MO)

### Q16. Parks and Recreation Services That Should Receive the Most Emphasis Over the Next Two Years

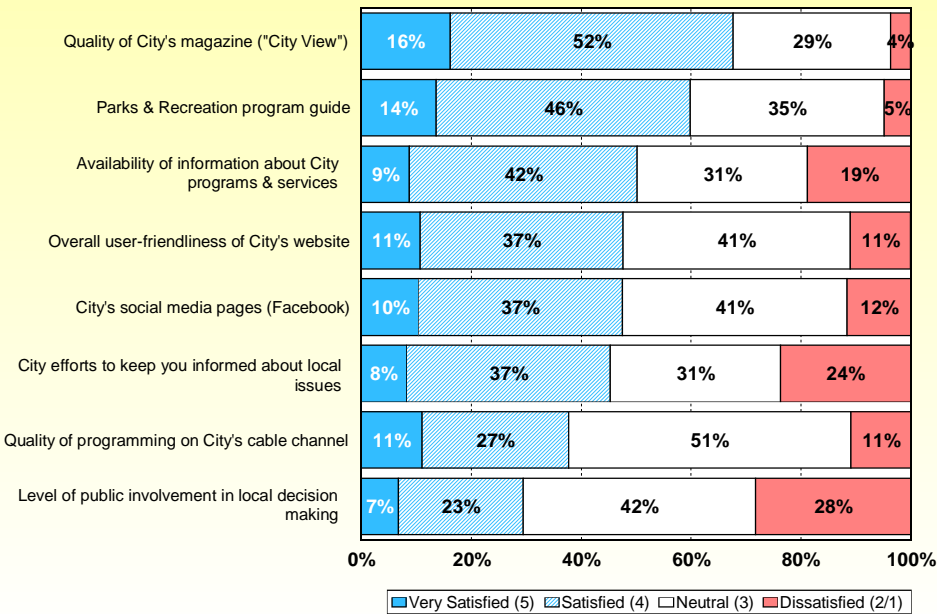
by percentage of respondents who selected the item as one of their top three choices



Source: ETC Institute (2018 - Grain Valley, MO)

### Q17. Overall Satisfaction with City Communication

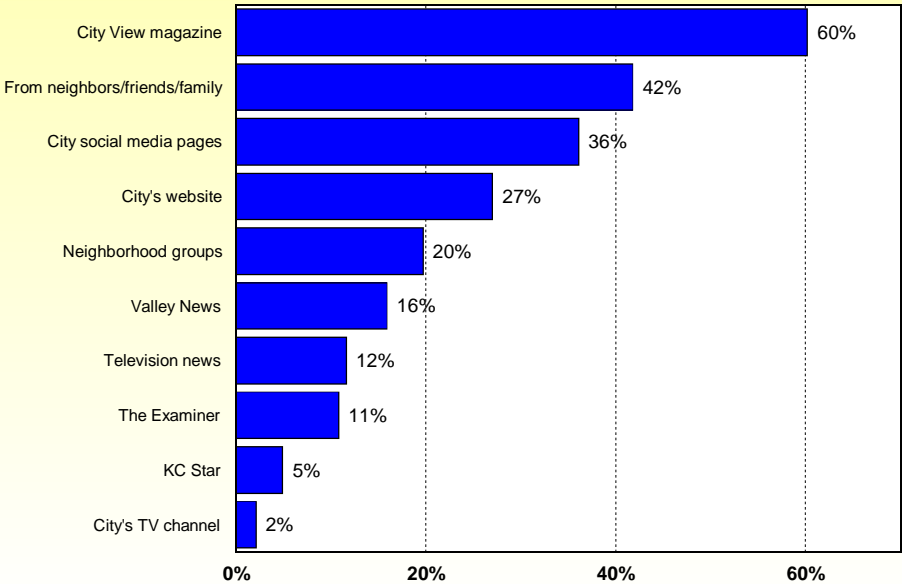
by percentage of respondents (excluding "don't know")



Source: ETC Institute (2018 - Grain Valley, MO)

### Q18. Which sources do you currently get information about the City of Grain Valley?

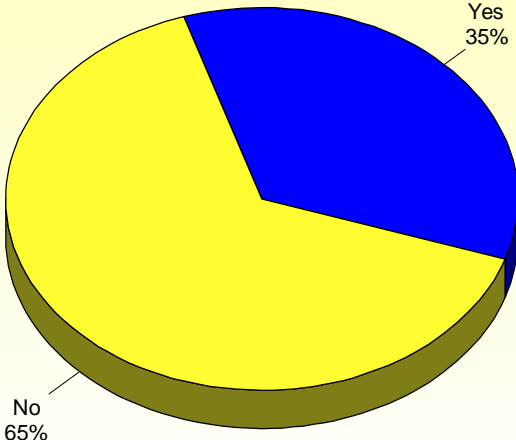
by percentage of respondents (multiple choices could be made)



Source: ETC Institute (2018 - Grain Valley, MO)

### Q19. Have you called, emailed, or visited the city with a question, problem, or complaint during the past year?

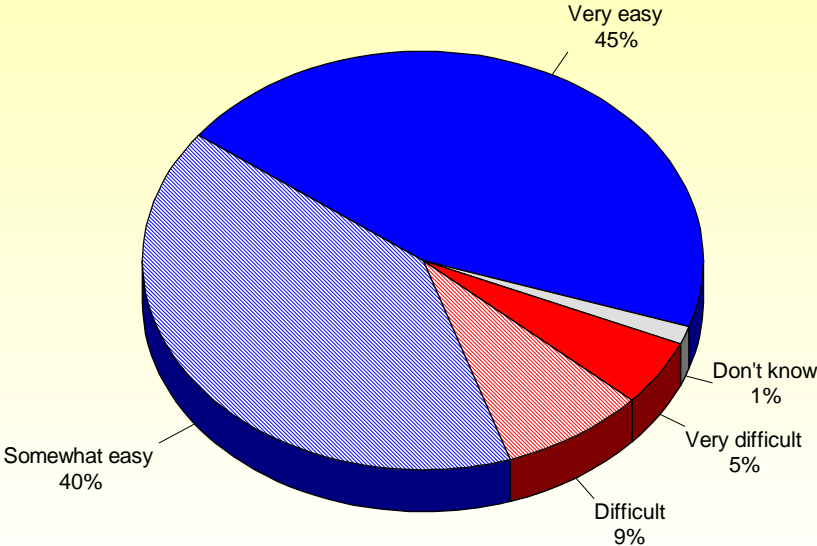
by percentage of respondents



Source: ETC Institute (2018 - Grain Valley, MO)

### Q19a. How easy was it to contact the person you needed to reach?

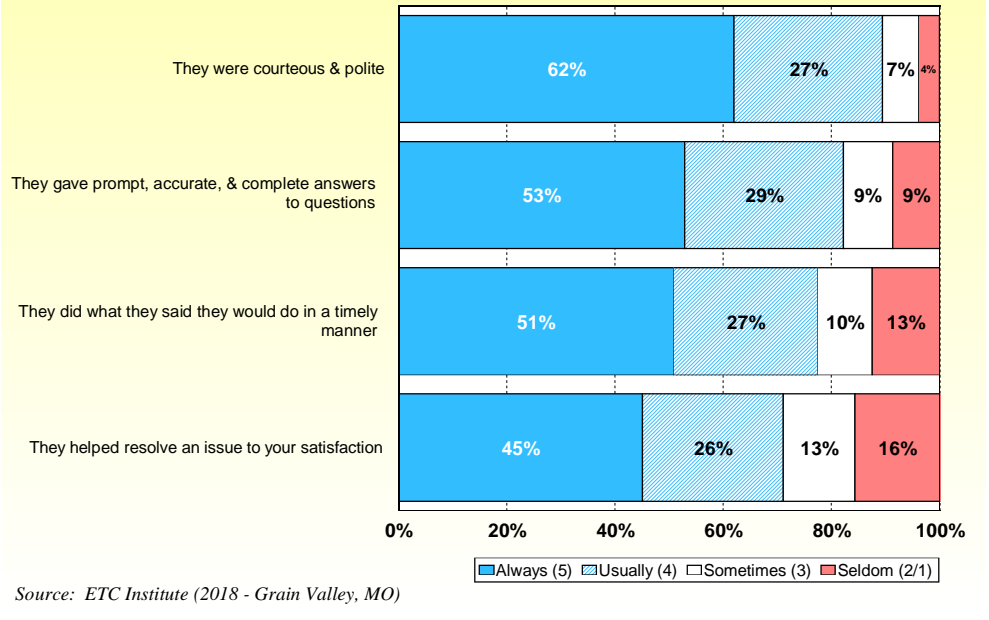
by percentage of respondents who have called, emailed, or visited the city during the past year



Source: ETC Institute (2018 - Grain Valley, MO)

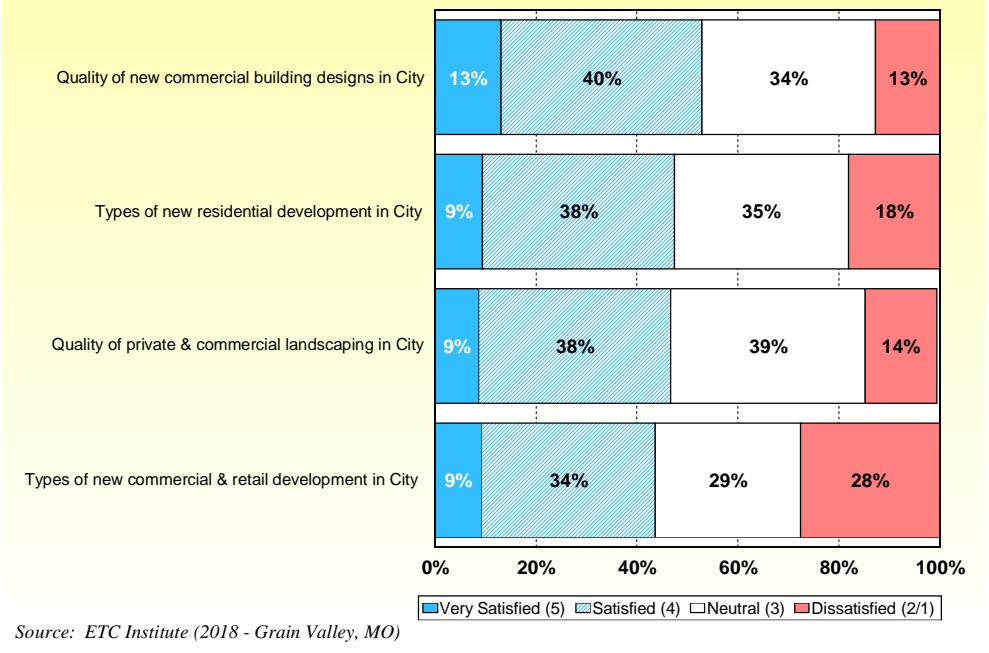
### Q19b. Perception of Customer Service Received from City Employees

by percentage of respondents who have called, emailed, or visited the city during the past year (excluding "don't know")



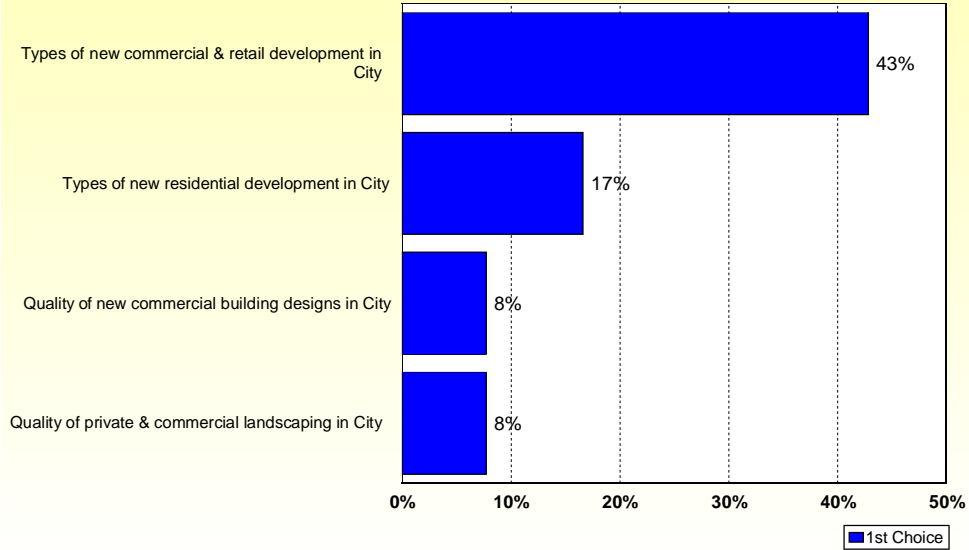
### Q20. Overall Satisfaction with Planning and Zoning

by percentage of respondents (excluding "don't know")



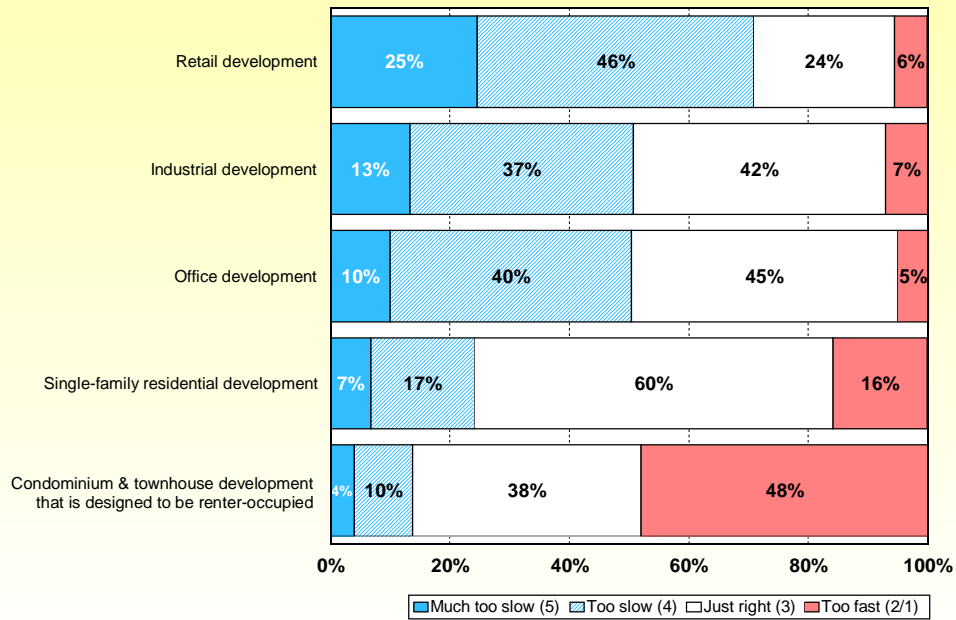
### Q21. Importance of Planning and Zoning Services That Should Receive the Most Emphasis Over the Next Two Years

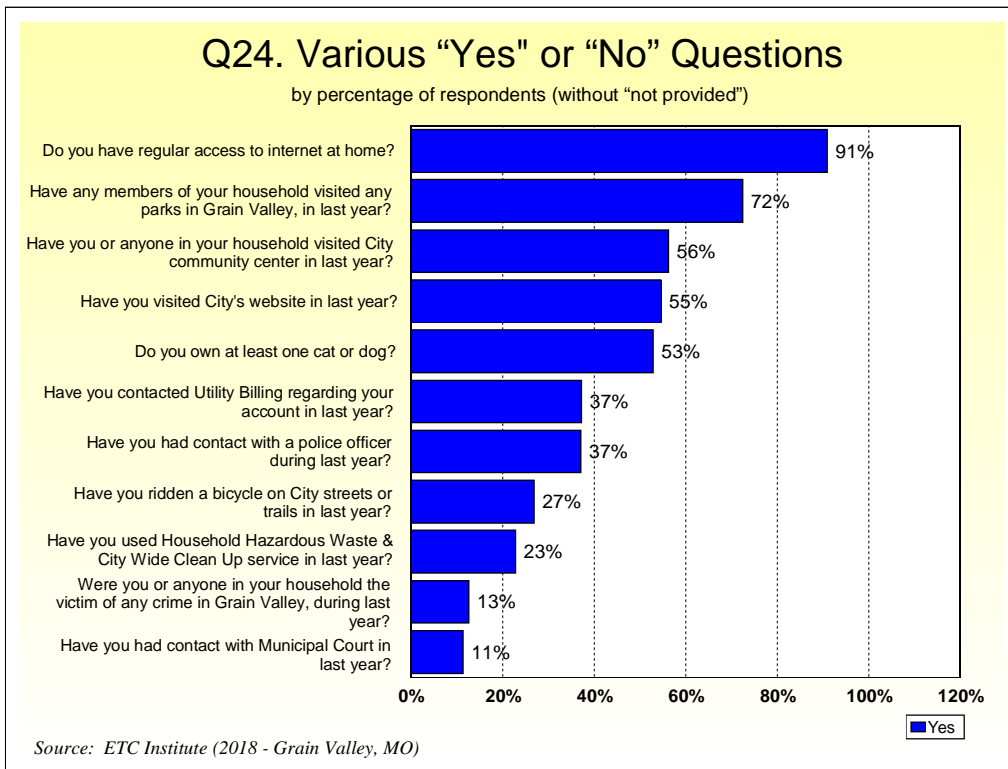
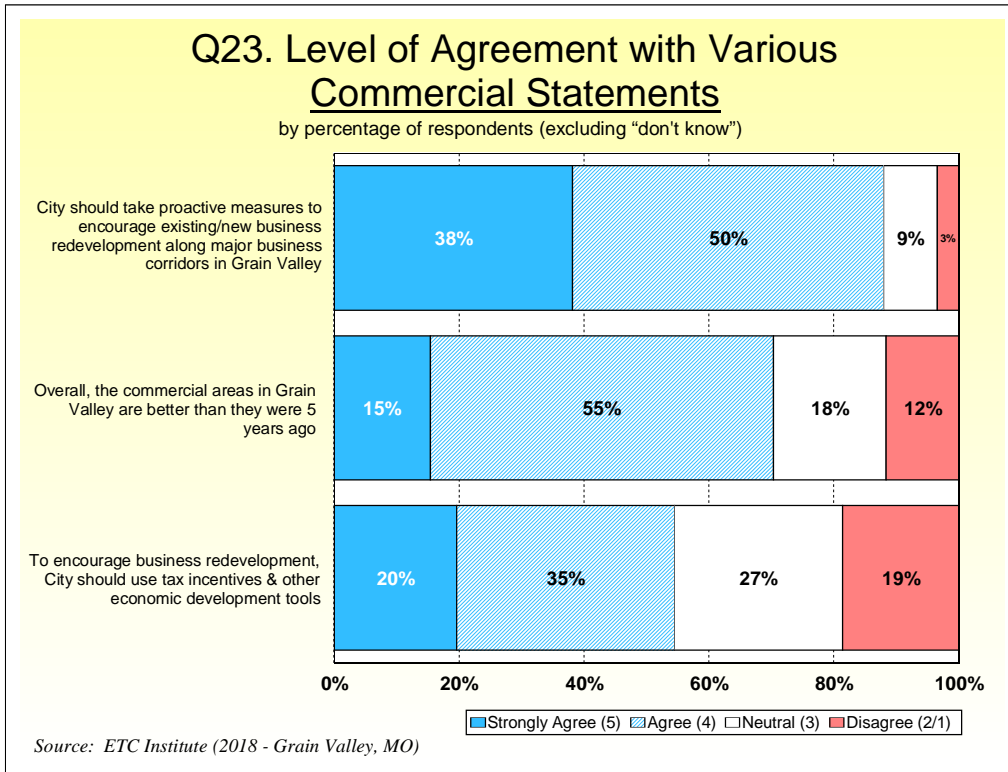
by percentage of respondents who selected the item as their top choice



### Q22. Overall Satisfaction with Pace of Development

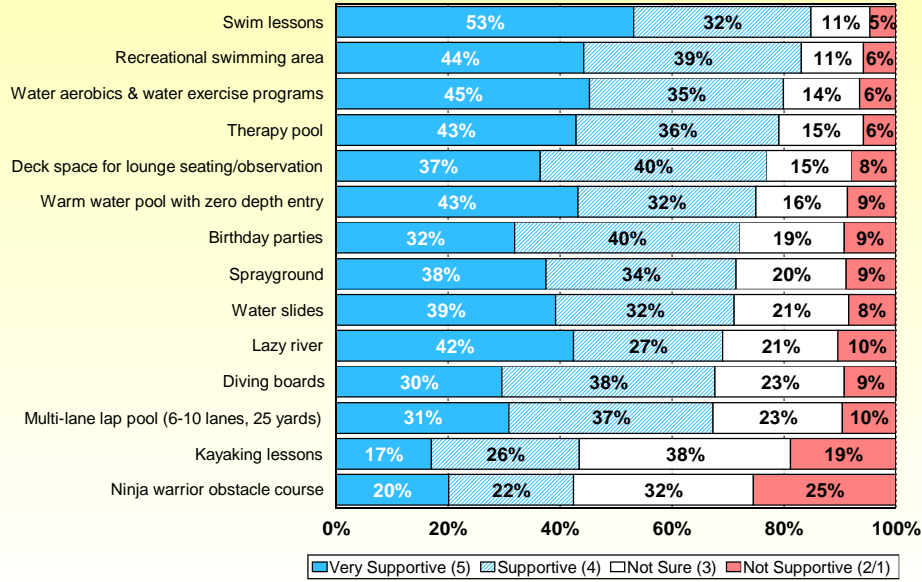
by percentage of respondents (excluding "don't know")





### Q25. Level of Support for Proposed Aquatic Facility Features and Programs

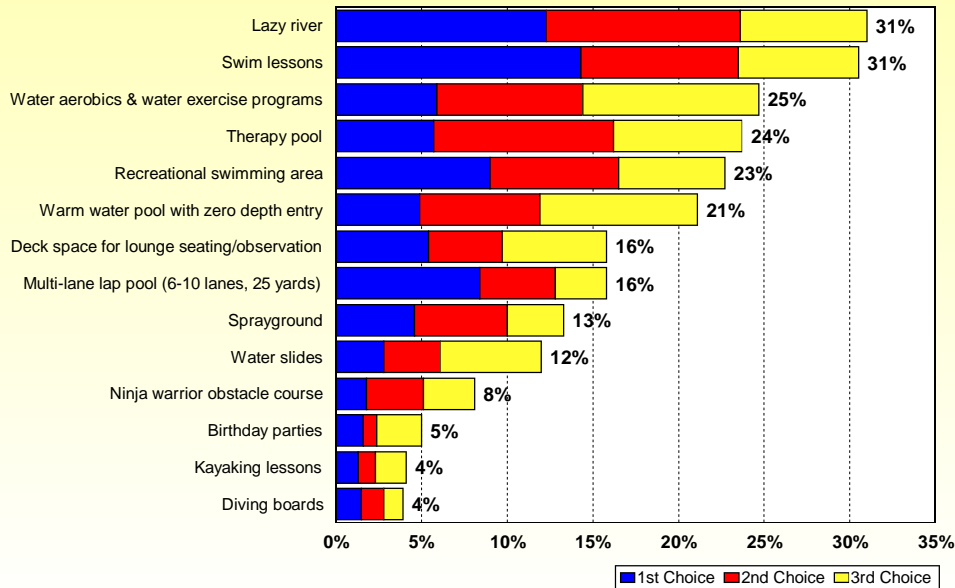
by percentage of respondents (excluding "don't know")



Source: ETC Institute (2018 - Grain Valley, MO)

### Q26. Most Important Aquatic Features and Programs to Include in Proposed Aquatic Facility

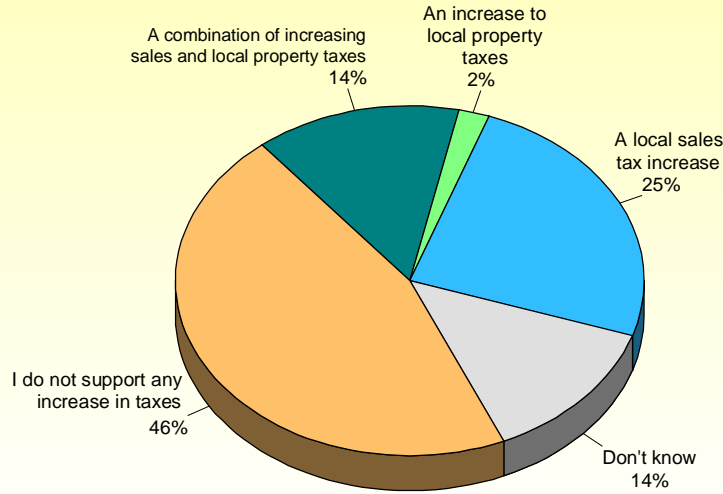
by percentage of respondents who selected the item as one of their top three choices



Source: ETC Institute (2018 - Grain Valley, MO)

**Q27. What would you most likely support the City taking to pay back the bonds needed for the development of new facilities?**

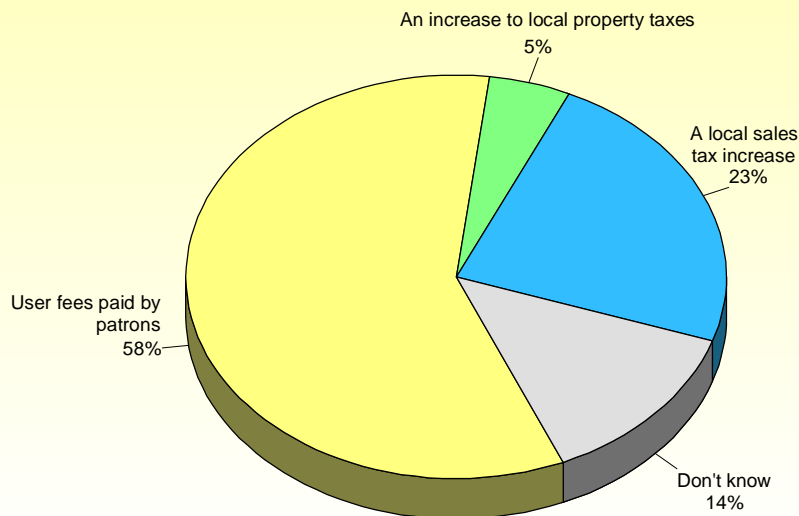
by percentage of respondents



Source: ETC Institute (2018 - Grain Valley, MO)

**Q28. The City would need to plan for costs associated with the care of the new facilities. What items would you most support the City using for this purpose?**

by percentage of respondents (two options could be chosen)

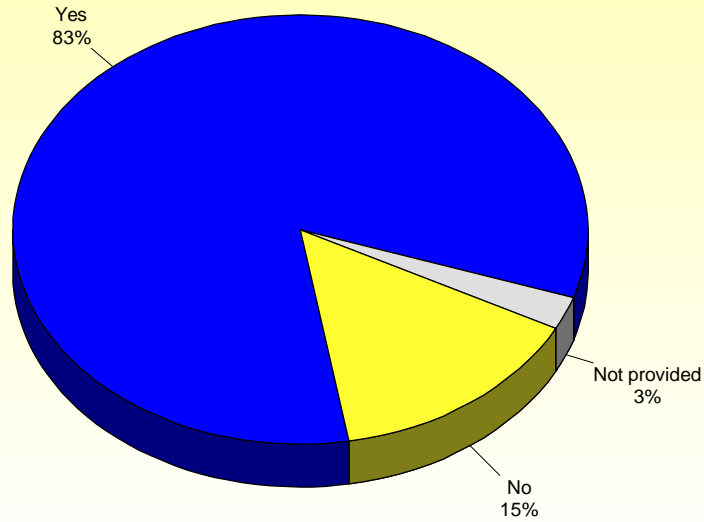


Source: ETC Institute (2018 - Grain Valley, MO)



### Q29. Do you think you will be living in Grain Valley five years from now?

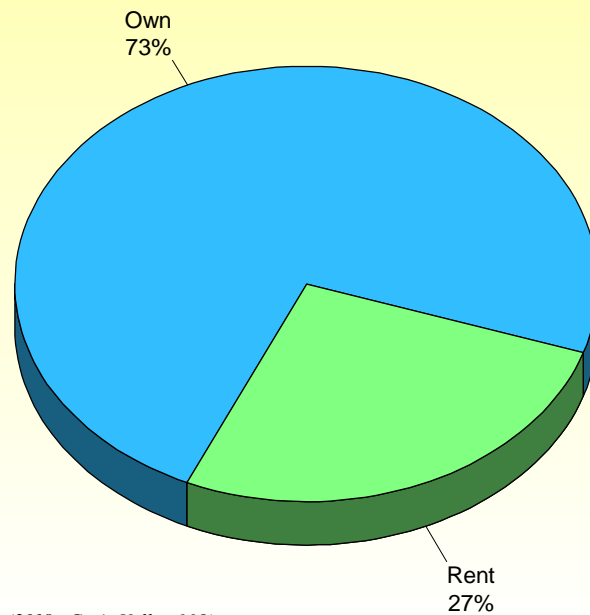
by percentage of respondents



Source: ETC Institute (2018 - Grain Valley, MO)

### Q30. Do you own or rent your current residence?

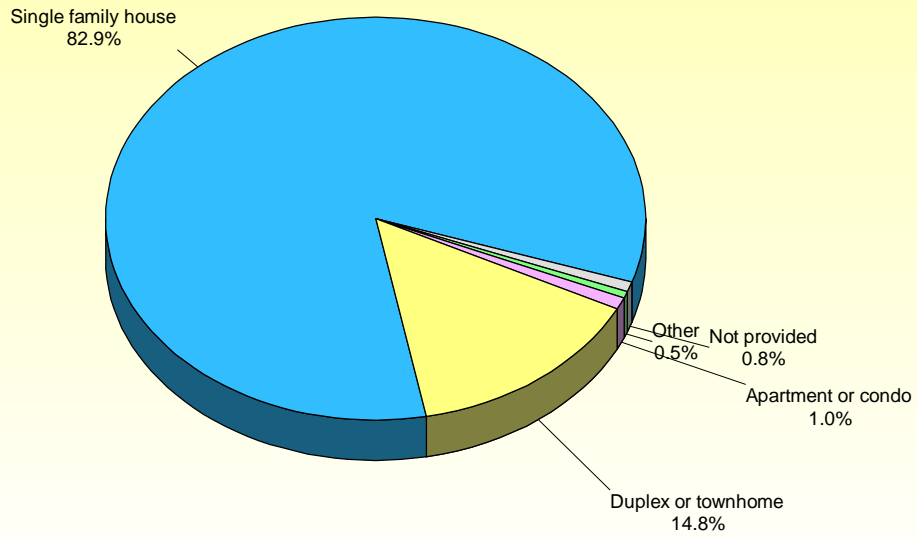
by percentage of respondents



Source: ETC Institute (2018 - Grain Valley, MO)

### Q31. What type of dwelling do you live in?

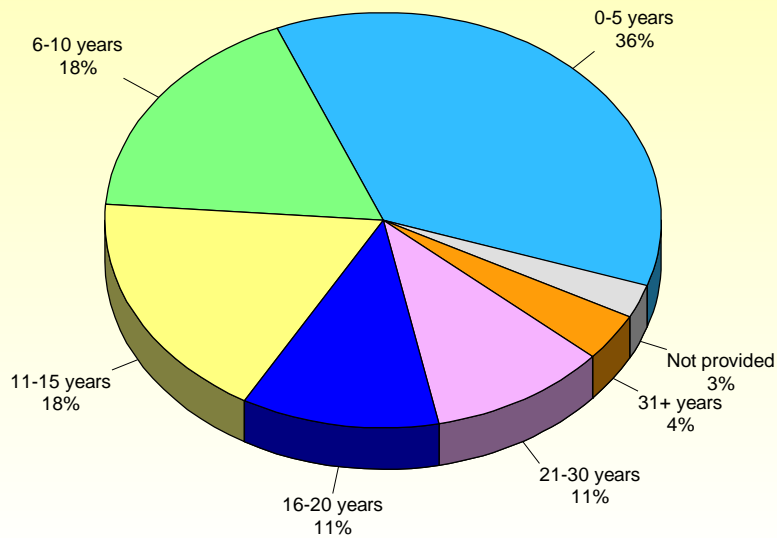
by percentage of respondents



Source: ETC Institute (2018 - Grain Valley, MO)

### Q32. How many years have you live in Grain Valley? (Approx.)

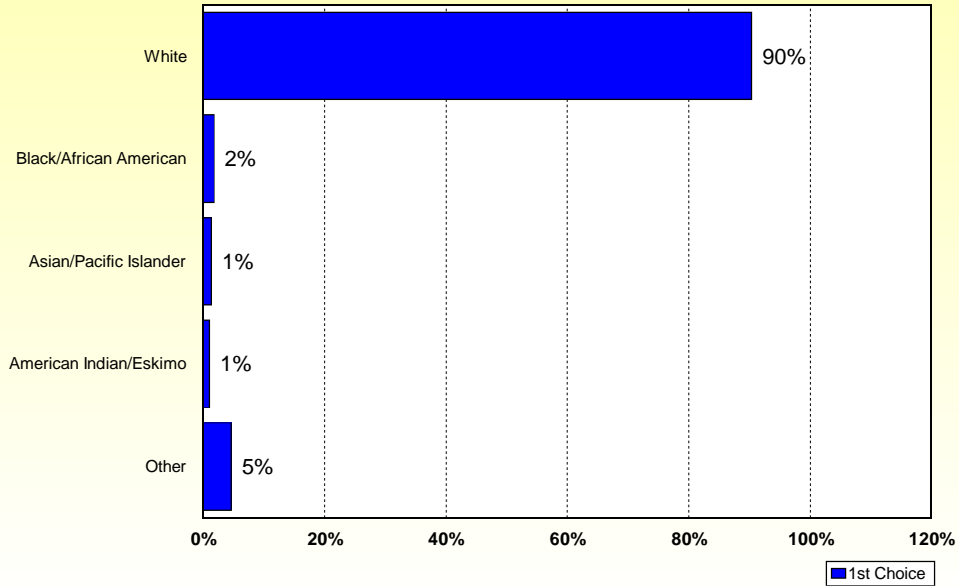
by percentage of respondents



Source: ETC Institute (2018 - Grain Valley, MO)

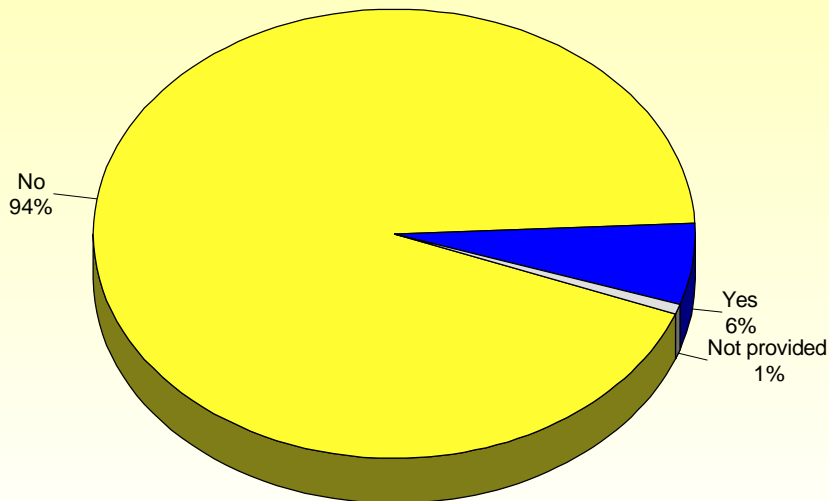
### Q33. Which of the following best describes your race/ethnicity?

by percentage of respondents (multiple choices could be made)



### Q34. Are you Hispanic, Latino, or other Spanish ancestry?

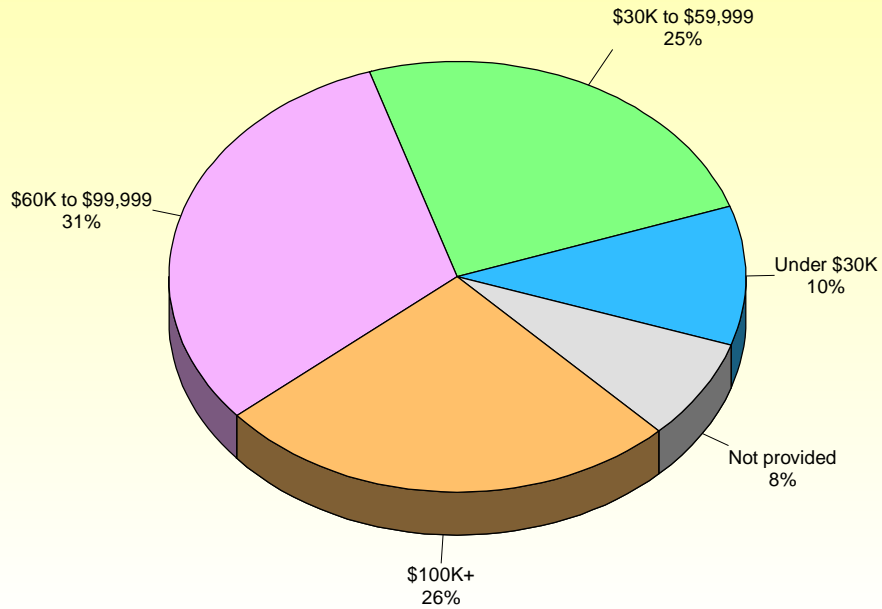
by percentage of respondents



Source: ETC Institute (2018 - Grain Valley, MO)

### Q35. What is your total annual household income?

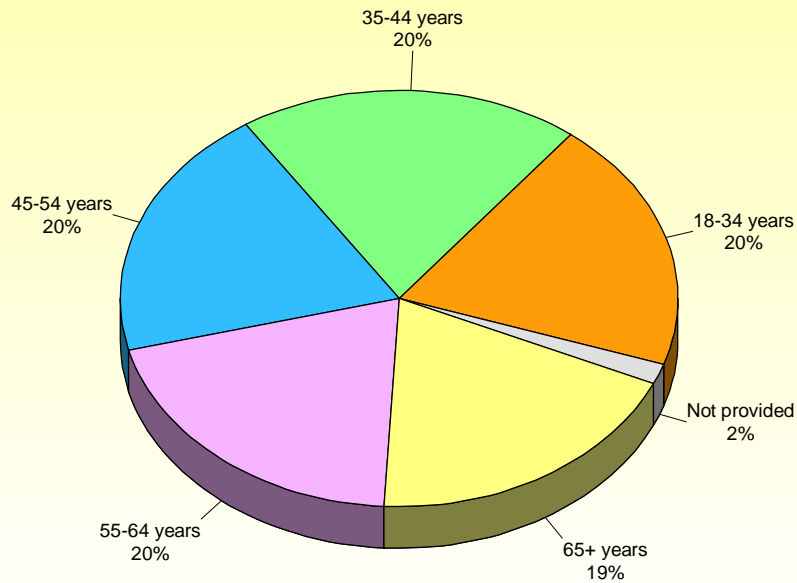
by percentage of respondents



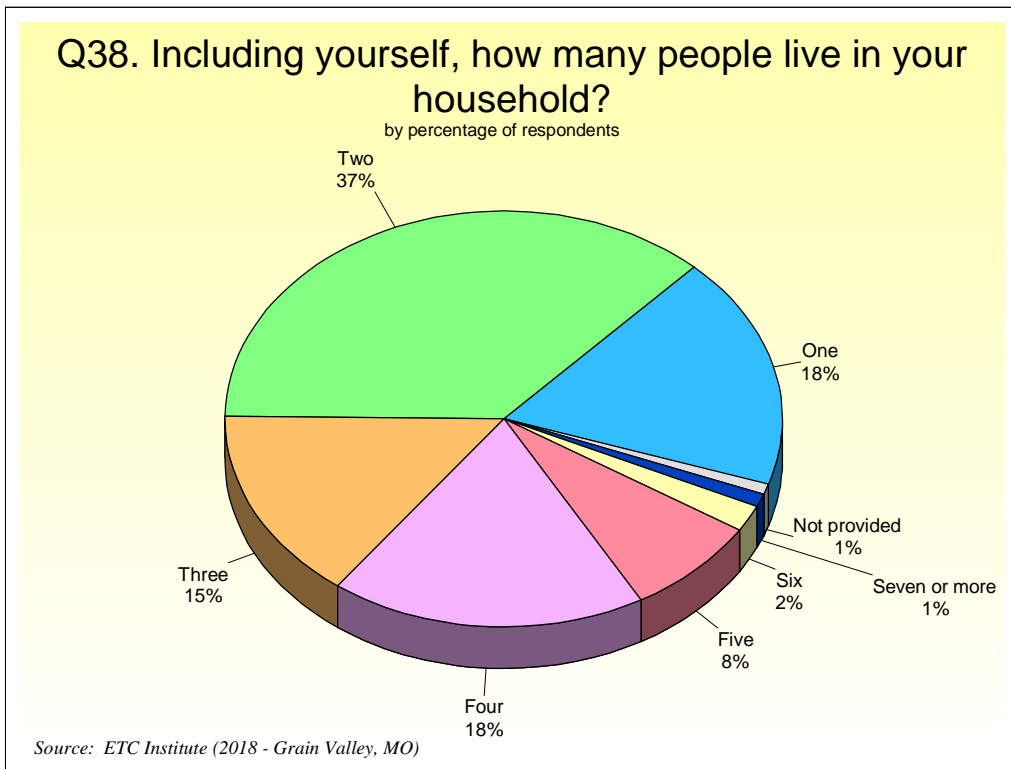
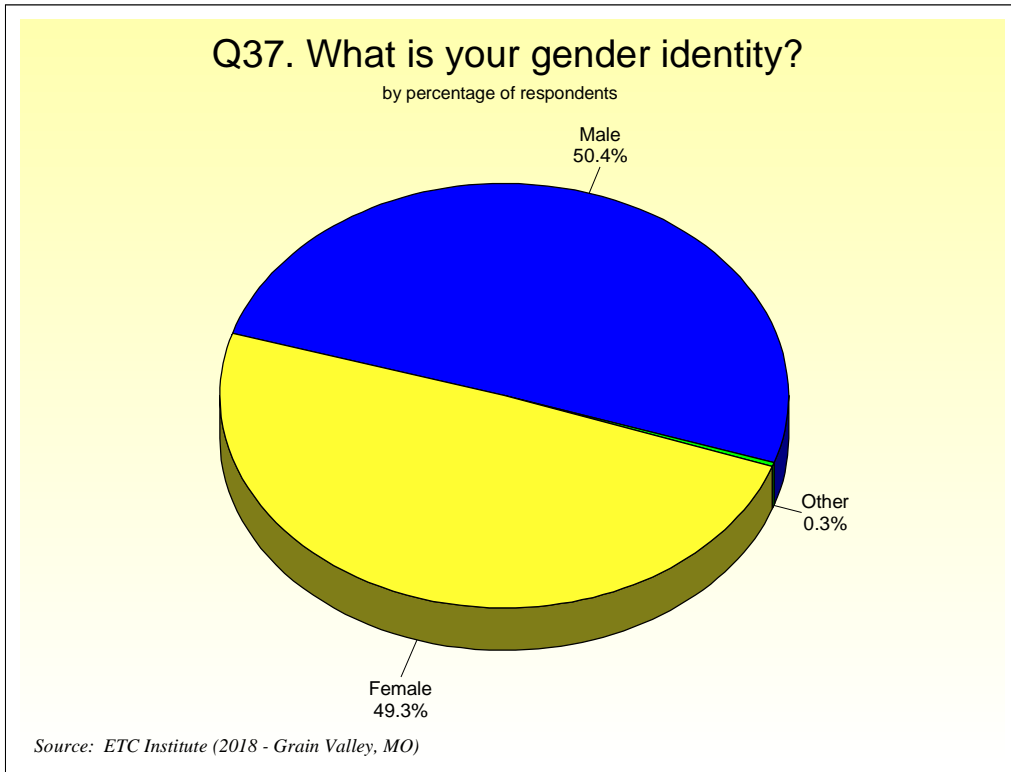
Source: ETC Institute (2018 - Grain Valley, MO)

### Q36. What is your age?

by percentage of respondents



Source: ETC Institute (2018 - Grain Valley, MO)



# Section 2

# Benchmarking Analysis

---



---

# Benchmarking Summary Report

## City of Grain Valley, Missouri

---

### Overview

ETC Institute's *DirectionFinder* program was originally developed in 1999 to help community leaders across the United States use statistically valid community survey data as a tool for making better decisions. Since November of 1999, the survey has been administered in more than 300 cities in 49 states. Most participating cities conduct the survey on an annual or biennial basis.

This report contains benchmarking data from two sources: (1) a national survey that was administered by ETC Institute during the fall of 2017 to a random sample of more than 4,000 residents across the United States and (2) a survey administered by ETC Institute in the fall of 2017 to over 350 residents living in Missouri and Kansas.

### Interpreting the Charts

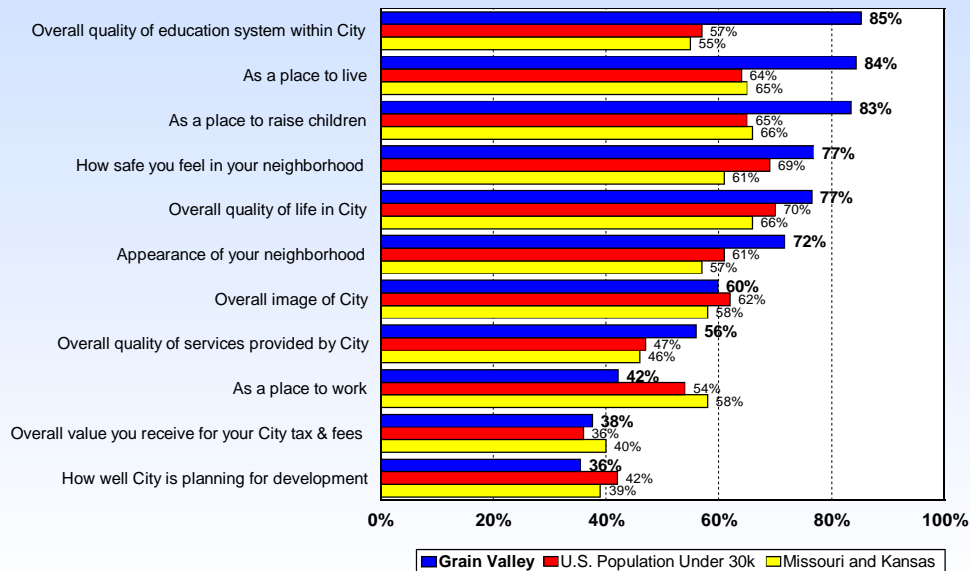
**National Benchmarks.** The first set of charts on the following pages show how the overall ratings for Grain Valley compare to communities with populations less than 30,000, based on the results of an annual survey that was administered by ETC Institute to a random sample of more than 4,000 U.S. residents. The blue bar shows the ratings for Grain Valley, the red bar for U.S. populations under 30,000 residents, and the yellow bar for the Missouri and Kansas average.

# National Benchmarks

**Note: The benchmarking data contained in this report is protected intellectual property. Any reproduction of the benchmarking information in this report by persons or organizations not directly affiliated with the City of Grain Valley is not authorized without written consent from ETC Institute.**

## Overall Satisfaction with Perceptions of the Community Grain Valley vs. U.S. Population Under 30k vs. MO-KS Average

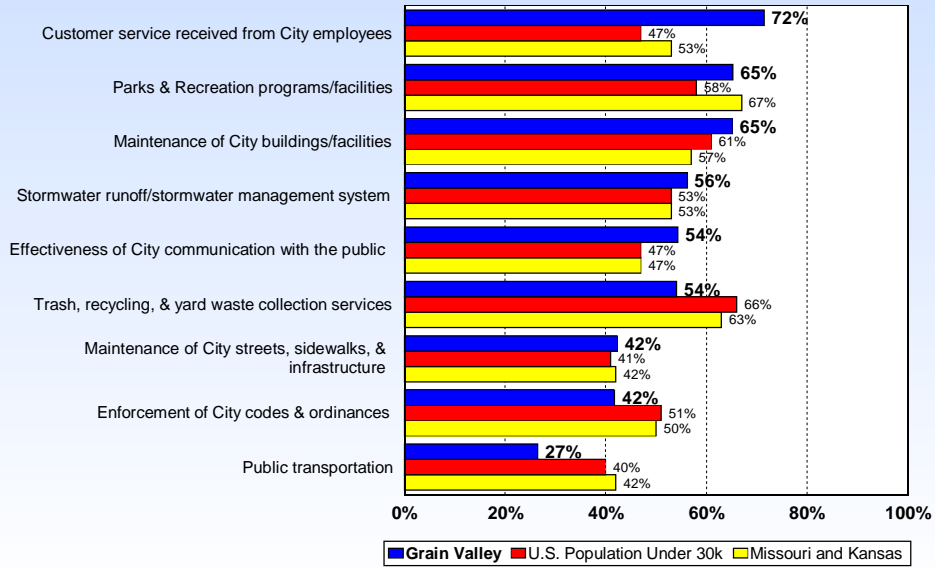
by percentage of respondents who rated the item 4 or 5 on a 5-point scale where 5 was "very satisfied" and 1 was "very dissatisfied" (excluding "don't know")





## Overall Satisfaction with Major Categories of City Services Grain Valley vs. U.S. Population Under 30k vs. MO-KS Average

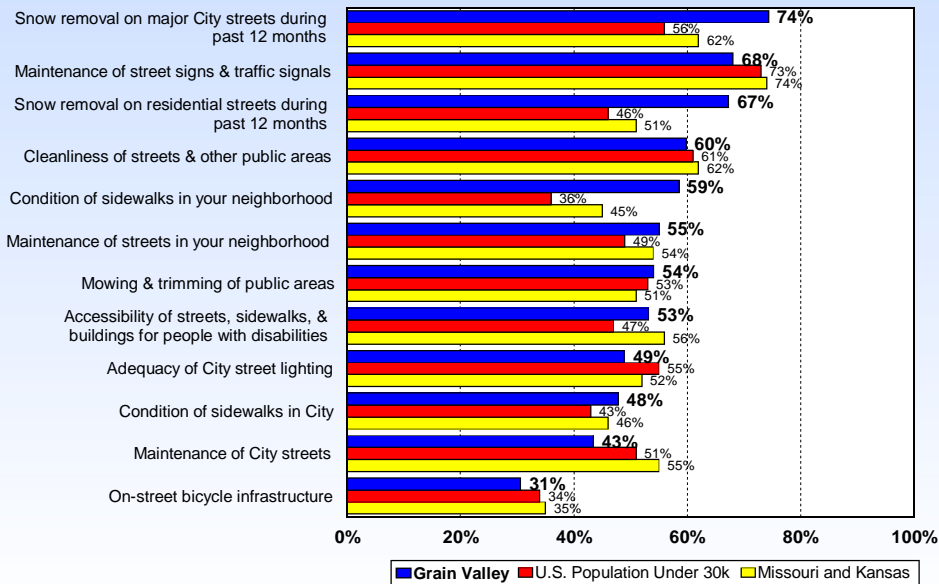
by percentage of respondents who rated the item 4 or 5 on a 5-point scale where 5 was "very satisfied" and 1 was "very dissatisfied" (excluding "don't know")



Source: 2018 ETC Institute

## Overall Satisfaction with City Maintenance Grain Valley vs. U.S. Population Under 30k vs. MO-KS Average

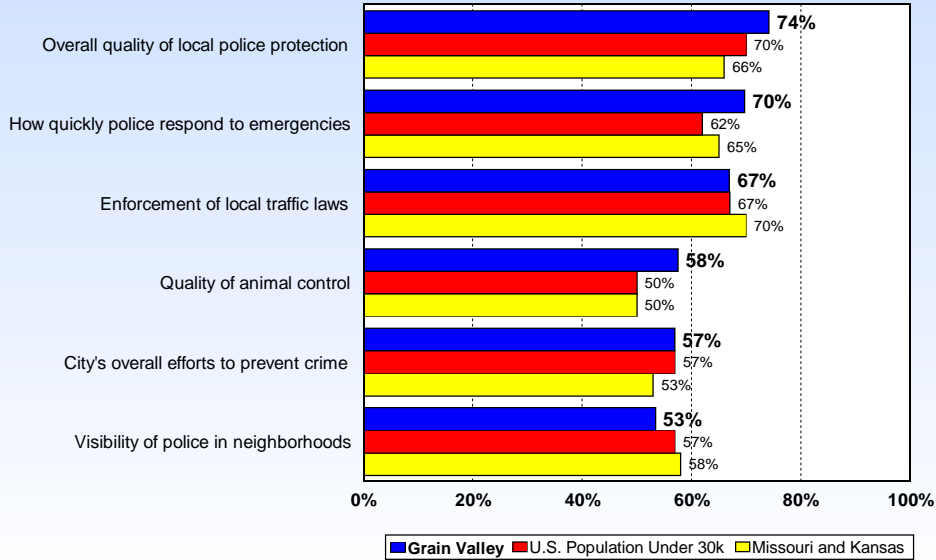
by percentage of respondents who rated the item 4 or 5 on a 5-point scale where 5 was "very satisfied" and 1 was "very dissatisfied" (excluding "don't know")



Source: 2018 ETC Institute

### Overall Satisfaction with Public Safety Services Grain Valley vs. U.S. Population Under 30k vs. MO-KS Average

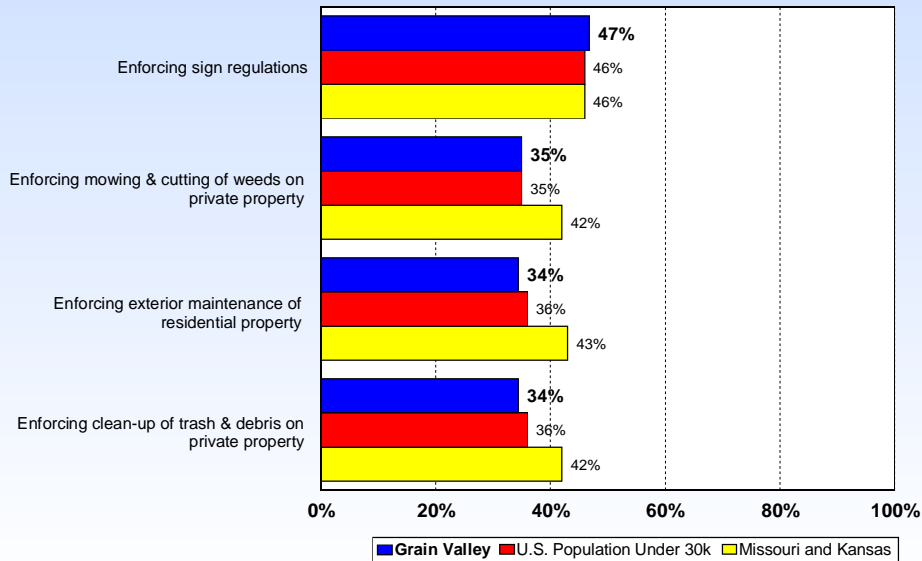
by percentage of respondents who rated the item 4 or 5 on a 5-point scale where 5 was "very satisfied" and 1 was "very dissatisfied" (excluding "don't know")



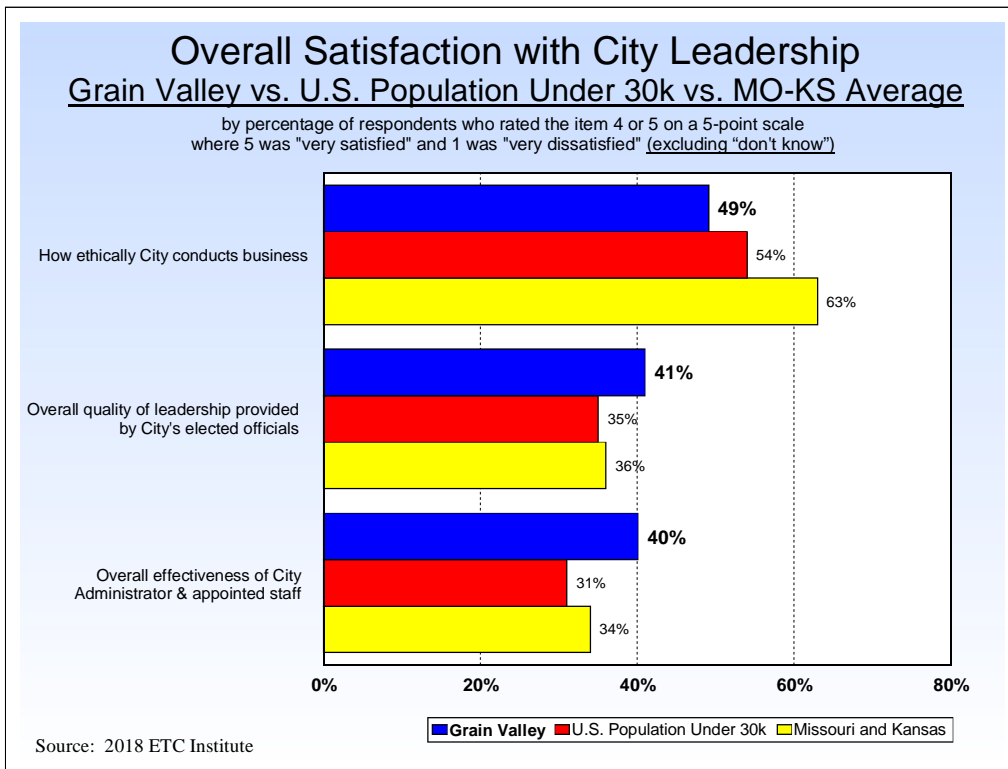
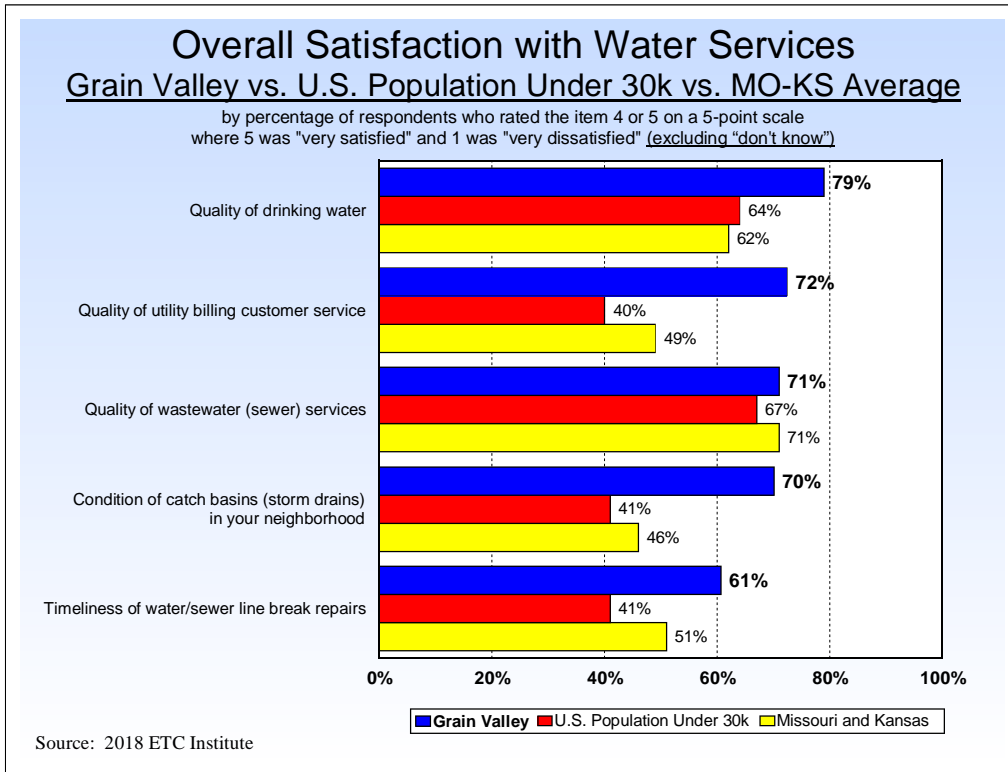
Source: 2018 ETC Institute

### Overall Satisfaction with Code Enforcement Grain Valley vs. U.S. Population Under 30k vs. MO-KS Average

by percentage of respondents who rated the item 4 or 5 on a 5-point scale where 5 was "very satisfied" and 1 was "very dissatisfied" (excluding "don't know")

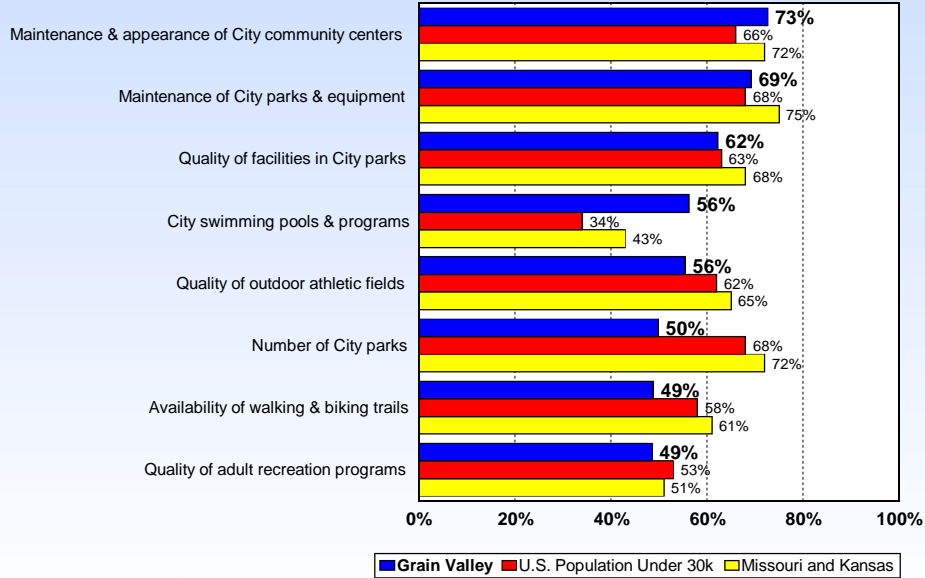


Source: 2018 ETC Institute



## Overall Satisfaction with Parks and Recreation Services Grain Valley vs. U.S. Population Under 30k vs. MO-KS Average

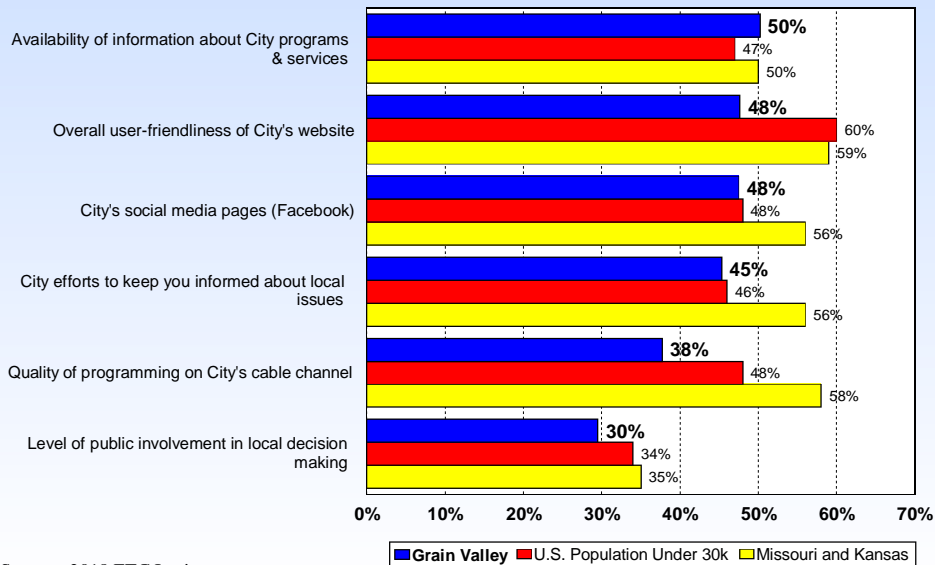
by percentage of respondents who rated the item 4 or 5 on a 5-point scale where 5 was "very satisfied" and 1 was "very dissatisfied" (excluding "don't know")



Source: 2018 ETC Institute

## Overall Satisfaction with City Communication Grain Valley vs. U.S. Population Under 30k vs. MO-KS Average

by percentage of respondents who rated the item 4 or 5 on a 5-point scale where 5 was "very satisfied" and 1 was "very dissatisfied" (excluding "don't know")



Source: 2018 ETC Institute

## **Section 3**

# ***Importance-Satisfaction Analysis***

---



# Importance-Satisfaction Analysis

## City of Grain Valley, Missouri

### Overview

Today, City officials have limited resources which need to be targeted to activities that are of the most benefit to their citizens. Two of the most important criteria for decision making are (1) to target resources toward services of the highest importance to citizens; and (2) to target resources toward those services where citizens are the least satisfied.

The Importance-Satisfaction (IS) rating is a unique tool that allows public officials to better understand both of these highly important decision-making criteria for each of the services they are providing. The Importance-Satisfaction rating is based on the concept that public agencies will maximize overall customer satisfaction by emphasizing improvements in those areas where the level of satisfaction is relatively low, and the perceived importance of the service is relatively high.

### Overview

The rating is calculated by summing the percentage of responses for items selected as the first, second, and third most important services for the City to provide. The sum is then multiplied by 1 minus the percentage of respondents who indicated they were positively satisfied with the City's performance in the related area (the sum of the ratings of 4 and 5 on a 5-point scale excluding "Don't Know" responses). "Don't Know" responses are excluded from the calculation to ensure the satisfaction ratings among service categories are comparable.  $[IS = \text{Importance} \times (1 - \text{Satisfaction})]$ .

**Example of the Calculation:** Respondents were asked to identify the major categories of city services they thought should receive the most emphasis over the next two years. Forty-nine percent (49%) of respondents selected *maintenance of City streets, sidewalks, and infrastructure*, as one of the most important services for the City to provide.

With regard to satisfaction, 42% of respondents surveyed rated the City's overall performance in the *maintenance of City streets, sidewalks, & infrastructure*, as a "4" or "5" on a 5-point scale (where "5" means "Very Satisfied") excluding "Don't Know" responses. The I-S rating for *maintenance of City streets, sidewalks, and infrastructure*, was calculated by multiplying the sum of the most important percentages by 1 minus the sum of the satisfaction percentages. In this example 49% was multiplied by 58% (1-0.42). This calculation yielded an I-S rating of 0.2845 which ranked first out of 14 major service categories.

The maximum rating is 1.00 and would be achieved when 100% of the respondents select an item as one of their top three choices to emphasize over the next two years and 0% indicate they are



positively satisfied with the delivery of the service.

The lowest rating is 0.00 and could be achieved under either of the following two situations:

- If 100% of the respondents were positively satisfied with the delivery of the service
- If none (0%) of the respondents selected the service as one for the three most important areas for the City to emphasize over the next two years.

## Interpreting the Ratings

Ratings that are greater than or equal to 0.20 identify areas that should receive significantly more emphasis over the next two years. Ratings from 0.10 to 0.20 identify service areas that should receive increased emphasis. Ratings less than 0.10 should continue to receive the current level of emphasis.

- *Definitely Increase Emphasis* ( $IS \geq 0.20$ )
- *Increase Current Emphasis* ( $0.10 \leq IS < 0.20$ )
- *Maintain Current Emphasis* ( $IS < 0.10$ )

The results for the City of Grain Valley are provided on the following pages.

## 2018 Importance-Satisfaction Rating

### Grain Valley, Missouri

#### Major Categories of City Services

Category of Service	Most Important %	Most Important Rank	Satisfaction %	Satisfaction Rank	Importance-Satisfaction Rating	I-S Rating Rank
<b>Very High Priority (IS &gt;.20)</b>						
Maintenance of City streets, sidewalks, & infrastructure	49%	1	42%	10	0.2845	1
<b>High Priority (IS .10-.20)</b>						
Effectiveness of community planning	25%	2	39%	13	0.1508	2
Enforcement of City codes & ordinances	22%	3	42%	11	0.1288	3
<b>Medium Priority (IS &lt;.10)</b>						
Trash, recycling, & yard waste collection services	18%	6	54%	8	0.0840	4
Effectiveness of City communication with the public	17%	7	54%	7	0.0791	5
Water & wastewater services	16%	8	56%	6	0.0688	6
Parks & Recreation programs/facilities	20%	5	65%	3	0.0677	7
Public transportation	9%	11	27%	14	0.0632	8
Police services	22%	4	74%	1	0.0567	9
Stormwater runoff/stormwater management system	10%	9	56%	5	0.0438	10
Maintenance of City buildings/facilities	9%	10	65%	4	0.0317	11
Public transportation services (OATS)	4%	13	40%	12	0.0223	12
Customer service received from City employees	6%	12	72%	2	0.0157	13
Municipal Court services	2%	14	50%	9	0.0096	14

**Note: The I-S Rating is calculated by multiplying the "Most Important" % by (1-'Satisfaction' %)**

**Most Important %:**

The "Most Important" percentage represents the sum of the first, second, and third most important responses for each item. Respondents were asked to identify the items they thought should be the City's top priorities.

**Satisfaction %:**

The "Satisfaction" percentage represents the sum of the ratings "5" and "4" excluding 'don't knows.' Respondents ranked their level of satisfaction with each of the items on a scale of 5 to 1 with "5" being Very Satisfied and "1" being Very Dissatisfied.

© 2018 DirectionFinder by ETC Institute



## 2018 Importance-Satisfaction Rating

### Grain Valley, Missouri

### City Maintenance

Category of Service	Most Important %	Most Important Rank	Satisfaction %	Satisfaction Rank	Importance-Satisfaction Rating	I-S Rating Rank
<b>Very High Priority (IS &gt;.20)</b>						
Maintenance of City streets	38%	1	43%	14	0.2162	1
<b>High Priority (IS .10-.20)</b>						
Adequacy of City street lighting	32%	2	49%	12	0.1640	2
Maintenance & preservation of Downtown Grain Valley	21%	4	42%	15	0.1206	3
<b>Medium Priority (IS &lt;.10)</b>						
Maintenance of streets in your neighborhood	21%	3	55%	8	0.0943	4
On-street bicycle infrastructure (bike lanes/wayfinding signs)	13%	10	31%	16	0.0902	5
Condition of sidewalks in City	14%	7	48%	13	0.0731	6
Mowing & trimming of public areas	14%	6	54%	9	0.0661	7
Accessibility of streets, sidewalks, & buildings for people with disabilities	12%	11	53%	11	0.0562	8
Condition of sidewalks in your neighborhood	13%	9	59%	6	0.0551	9
Cleanliness of streets & other public areas	14%	8	60%	5	0.0547	10
Snow removal on residential streets during past 12 months	16%	5	67%	4	0.0533	11
Maintenance of City's water & wastewater system	12%	12	58%	7	0.0500	12
Maintenance of storm water drainage system	7%	14	54%	10	0.0304	13
Maintenance of street signs & traffic signals	7%	15	68%	3	0.0211	14
Snow removal on major City streets during past 12 months	7%	13	74%	1	0.0174	15
Maintenance of City buildings (e.g. City Hall)	2%	16	72%	2	0.0067	16

**Note: The I-S Rating is calculated by multiplying the "Most Important" % by (1-'Satisfaction' %)**

**Most Important %:**

The "Most Important" percentage represents the sum of the first, second, and third most important responses for each item. Respondents were asked to identify the items they thought should be the City's top priorities.

**Satisfaction %:**

The "Satisfaction" percentage represents the sum of the ratings "5" and "4" excluding 'don't knows.' Respondents ranked their level of satisfaction with each of the items on a scale of 5 to 1 with "5" being Very Satisfied and "1" being Very Dissatisfied.

© 2018 DirectionFinder by ETC Institute

## 2018 Importance-Satisfaction Rating

### Grain Valley, Missouri

### Public Safety Services

Category of Service	Most Important %	Most Important Rank	Satisfaction %	Satisfaction Rank	Importance-Satisfaction Rating	I-S Rating Rank
<b>High Priority (IS .10-.20)</b>						
Visibility of police in neighborhoods	40%	1	53%	11	0.1841	1
City's overall efforts to prevent crime	31%	2	57%	10	0.1340	2
<b>Medium Priority (IS &lt;.10)</b>						
City's overall efforts in youth outreach & DARE services	19%	5	60%	7	0.0746	3
Effectiveness of local police protection	23%	3	70%	4	0.0690	4
Quality of animal control	15%	6	58%	8	0.0646	5
How quickly police respond to emergencies	20%	4	70%	5	0.0594	6
Responsiveness of police to investigation of criminal offenses	11%	9	57%	9	0.0465	7
Enforcement of local traffic laws	13%	7	67%	6	0.0437	8
Overall quality of local police protection	13%	8	74%	2	0.0338	9
Overall competence of City's police personnel	8%	11	71%	3	0.0216	10
Professionalism of City police personnel	8%	10	77%	1	0.0183	11
City's Municipal Court	3%	12	51%	12	0.0143	12

**Note: The I-S Rating is calculated by multiplying the "Most Important" % by (1-'Satisfaction' %)**

**Most Important %:**

The "Most Important" percentage represents the sum of the first, second, and third most important responses for each item. Respondents were asked to identify the items they thought should be the City's top priorities.

**Satisfaction %:**

The "Satisfaction" percentage represents the sum of the ratings "5" and "4" excluding 'don't knows.' Respondents ranked their level of satisfaction with each of the items on a scale of 5 to 1 with "5" being Very Satisfied and "1" being Very Dissatisfied.

© 2018 DirectionFinder by ETC Institute

## 2018 Importance-Satisfaction Rating

### Grain Valley, Missouri

### Code Enforcement

Category of Service	Most Important %	Most Important Rank	Satisfaction %	Satisfaction Rank	Importance-Satisfaction Rating	I-S Rating Rank
<b>Very High Priority (IS &gt;.20)</b>						
Enforcing clean-up of trash & debris on private property	39%	1	34%	7	0.2539	1
<b>High Priority (IS .10-.20)</b>						
Enforcing mowing & cutting of weeds on private property	29%	2	35%	5	0.1911	2
Enforcing trash, weeds, & exterior maintenance in your neighborhood	24%	3	41%	4	0.1430	3
Enforcing exterior maintenance of residential property (e.g. condition of buildings)	22%	4	34%	6	0.1410	4
<b>Medium Priority (IS &lt;.10)</b>						
Enforcement of animal codes (e.g. animal welfare, pet licensing)	11%	5	49%	1	0.0574	5
Enforcing sign regulations	8%	6	47%	2	0.0447	6
Customer service from animal control officers	6%	7	44%	3	0.0362	7

**Note:** The I-S Rating is calculated by multiplying the "Most Important" % by (1-'Satisfaction' %)

**Most Important %:**

The "Most Important" percentage represents the sum of the first and second most important responses for each item. Respondents were asked to identify the items they thought should be the City's top priorities.

**Satisfaction %:**

The "Satisfaction" percentage represents the sum of the ratings "5" and "4" excluding 'don't knows.' Respondents ranked their level of satisfaction with each of the items on a scale of 5 to 1 with "5" being Very Satisfied and "1" being Very Dissatisfied.

© 2018 DirectionFinder by ETC Institute

## 2018 Importance-Satisfaction Rating

### Grain Valley, Missouri

### Parks and Recreation Services

Category of Service	Most Important %	Most Important Rank	Satisfaction %	Satisfaction Rank	Importance-Satisfaction Rating	I-S Rating Rank
<b>High Priority (IS .10-.20)</b>						
Availability of walking & biking trails	34%	1	49%	13	0.1720	1
Number of City parks	21%	2	50%	12	0.1027	2
<b>Medium Priority (IS &lt;.10)</b>						
Programs & activities at City community centers	18%	4	56%	7	0.0777	3
City swimming pools & programs	18%	3	56%	6	0.0773	4
Quality of adult recreation programs	14%	8	49%	14	0.0699	5
Quality of senior programs at Community Center	14%	7	54%	10	0.0653	6
Quality of facilities (e.g. picnic shelters, playgrounds) in City parks	15%	6	62%	4	0.0566	7
Maintenance of City parks & equipment	16%	5	69%	2	0.0490	8
Quality of communication from Parks & Recreation	10%	9	52%	11	0.0471	9
Quality of outdoor athletic fields (e.g. baseball and football)	8%	11	56%	8	0.0356	10
Concession operations at City parks	5%	13	47%	15	0.0281	11
Athletic fields other than at Monkey Mountain	6%	12	55%	9	0.0257	12
Maintenance & appearance of City community centers	9%	10	73%	1	0.0243	13
Quality of customer service from Parks & Recreation employees	3%	14	59%	5	0.0139	14
Monkey Mountain Sports Complex	3%	15	67%	3	0.0105	15

**Note: The I-S Rating is calculated by multiplying the "Most Important" % by (1-'Satisfaction' %)**

**Most Important %:**

The "Most Important" percentage represents the sum of the first, second, and third most important responses for each item. Respondents were asked to identify the items they thought should be the City's top priorities.

**Satisfaction %:**

The "Satisfaction" percentage represents the sum of the ratings "5" and "4" excluding 'don't knows.' Respondents ranked their level of satisfaction with each of the items on a scale of 5 to 1 with "5" being Very Satisfied and "1" being Very Dissatisfied.

© 2018 DirectionFinder by ETC Institute

## 2018 Importance-Satisfaction Rating Grain Valley, Missouri Planning and Zoning

Category of Service	Most Important %	Most Important Rank	Satisfaction %	Satisfaction Rank	Importance-Satisfaction Rating	I-S Rating Rank
<b>Very High Priority (IS &gt;.20)</b>						
Types of new commercial & retail development in City	43%	3	44%	4	0.2414	1
<b>Medium Priority (IS &lt;.10)</b>						
Types of new residential development in City	17%	4	47%	2	0.0875	2
Quality of private & commercial landscaping in City	8%	2	47%	3	0.0407	3
Quality of new commercial building designs in City	8%	1	53%	1	0.0363	4

**Note: The I-S Rating is calculated by multiplying the "Most Important" % by (1-'Satisfaction' %)**

**Most Important %:**

The "Most Important" percentage represents the most important responses for each item. Respondents were asked to identify the items they thought should be the City's top priorities.

**Satisfaction %:**

The "Satisfaction" percentage represents the sum of the ratings "5" and "4" excluding 'don't knows.' Respondents ranked their level of satisfaction with each of the items on a scale of 5 to 1 with "5" being Very Satisfied and "1" being Very Dissatisfied.

© 2018 DirectionFinder by ETC Institute

# Section 4

## *Tabular Data*

---

**Q1. Perceptions of the Community. Please rate your satisfaction with each of the following items that may influence your perception of the City of Grain Valley.**

(N=610)

	Very satisfied	Satisfied	Neutral	Dissatisfied	Very dissatisfied	Don't know
Q1-1. Appearance of commercial property in City	7.7%	37.4%	30.0%	19.7%	3.4%	1.8%
Q1-2. Appearance of residential property in City	6.6%	48.0%	31.1%	11.1%	2.0%	1.1%
Q1-3. Appearance of your neighborhood	21.6%	49.3%	15.2%	10.0%	2.8%	1.0%
Q1-4. As a place to live	34.1%	49.3%	12.0%	2.3%	1.1%	1.1%
Q1-5. As a place to raise children	34.6%	40.5%	12.3%	2.1%	0.5%	10.0%
Q1-6. As a place to work	8.0%	19.8%	24.1%	10.3%	3.9%	33.8%
Q1-7. How safe you feel in your neighborhood	27.2%	48.9%	15.4%	6.2%	1.3%	1.0%
Q1-8. How well City is planning for development	4.9%	24.3%	31.3%	14.6%	7.0%	17.9%
Q1-9. Overall feeling of safety in City	18.0%	56.9%	17.0%	5.4%	1.3%	1.3%
Q1-10. Overall image of City	12.1%	46.9%	26.9%	10.2%	2.6%	1.3%
Q1-11. Overall quality of education system within City	37.5%	33.8%	8.7%	2.8%	0.8%	16.4%
Q1-12. Overall quality of life in City	20.3%	54.8%	17.7%	4.4%	1.0%	1.8%
Q1-13. Overall quality of services provided by City	10.7%	43.4%	28.5%	10.5%	3.4%	3.4%
Q1-14. Overall value you receive for your City tax & fees	5.7%	30.3%	33.3%	15.4%	11.1%	4.1%

**WITHOUT "DON'T KNOW"****Q1. Perceptions of the Community. Please rate your satisfaction with each of the following items that may influence your perception of the City of Grain Valley. (without "don't know")**

(N=610)

	Very satisfied	Satisfied	Neutral	Dissatisfied	Very dissatisfied
Q1-1. Appearance of commercial property in City	7.8%	38.1%	30.6%	20.0%	3.5%
Q1-2. Appearance of residential property in City	6.6%	48.6%	31.5%	11.3%	2.0%
Q1-3. Appearance of your neighborhood	21.9%	49.8%	15.4%	10.1%	2.8%
Q1-4. As a place to live	34.5%	49.9%	12.1%	2.3%	1.2%
Q1-5. As a place to raise children	38.4%	45.0%	13.7%	2.4%	0.5%
Q1-6. As a place to work	12.1%	30.0%	36.4%	15.6%	5.9%
Q1-7. How safe you feel in your neighborhood	27.5%	49.3%	15.6%	6.3%	1.3%
Q1-8. How well City is planning for development	6.0%	29.5%	38.1%	17.8%	8.6%
Q1-9. Overall feeling of safety in City	18.3%	57.6%	17.3%	5.5%	1.3%
Q1-10. Overall image of City	12.3%	47.5%	27.2%	10.3%	2.7%
Q1-11. Overall quality of education system within City	44.9%	40.4%	10.4%	3.3%	1.0%
Q1-12. Overall quality of life in City	20.7%	55.8%	18.0%	4.5%	1.0%
Q1-13. Overall quality of services provided by City	11.0%	45.0%	29.5%	10.9%	3.6%
Q1-14. Overall value you receive for your City tax & fees	6.0%	31.6%	34.7%	16.1%	11.6%



**Q2. Quality of City Services. Please rate your satisfaction with the overall quality of the following major categories of services provided by the City of Grain Valley.**

(N=610)

	Very satisfied	Satisfied	Neutral	Dissatisfied	Very dissatisfied	Don't know
Q2-1. Customer service received from City employees	20.5%	43.6%	20.3%	3.8%	1.5%	10.3%
Q2-2. Effectiveness of City communication with the public	13.3%	37.5%	30.5%	9.3%	3.0%	6.4%
Q2-3. Effectiveness of community planning	7.5%	25.1%	34.3%	10.8%	5.6%	16.7%
Q2-4. Enforcement of City codes & ordinances	7.5%	29.8%	29.2%	14.4%	8.7%	10.3%
Q2-5. Maintenance of City buildings/facilities	11.0%	49.0%	26.2%	4.3%	1.5%	8.0%
Q2-6. Maintenance of City streets, sidewalks, & infrastructure	7.2%	34.1%	21.5%	21.5%	13.4%	2.3%
Q2-7. Municipal Court services	5.9%	19.2%	23.1%	1.5%	1.0%	49.3%
Q2-8. Parks & Recreation programs/facilities	13.4%	43.3%	23.0%	5.2%	2.0%	13.1%
Q2-9. Police services	21.6%	47.9%	17.5%	4.9%	1.8%	6.2%
Q2-10. Public transportation	3.4%	11.1%	23.0%	7.9%	9.7%	44.9%
Q2-11. Stormwater runoff/stormwater management system	9.0%	37.7%	25.9%	6.4%	4.1%	16.9%
Q2-12. Trash, recycling, & yard waste collection services	14.1%	37.5%	24.8%	12.8%	6.2%	4.6%
Q2-13. Water & wastewater services	13.4%	39.0%	24.4%	9.3%	7.2%	6.6%
Q2-14. Public transportation services (OATS)	5.1%	11.0%	19.8%	3.1%	1.5%	59.5%

**WITHOUT "DON'T KNOW"****Q2. Quality of City Services. Please rate your satisfaction with the overall quality of the following major categories of services provided by the City of Grain Valley. (without "don't know")**

(N=610)

	Very satisfied	Satisfied	Neutral	Dissatisfied	Very dissatisfied
Q2-1. Customer service received from City employees	22.9%	48.6%	22.7%	4.2%	1.6%
Q2-2. Effectiveness of City communication with the public	14.2%	40.1%	32.6%	10.0%	3.2%
Q2-3. Effectiveness of community planning	9.1%	30.1%	41.1%	13.0%	6.7%
Q2-4. Enforcement of City codes & ordinances	8.4%	33.3%	32.5%	16.1%	9.7%
Q2-5. Maintenance of City buildings/ facilities	11.9%	53.3%	28.5%	4.6%	1.6%
Q2-6. Maintenance of City streets, sidewalks, & infrastructure	7.4%	34.9%	22.0%	22.0%	13.8%
Q2-7. Municipal Court services	11.7%	37.9%	45.6%	2.9%	1.9%
Q2-8. Parks & Recreation programs/ facilities	15.5%	49.8%	26.4%	6.0%	2.3%
Q2-9. Police services	23.1%	51.0%	18.7%	5.2%	1.9%
Q2-10. Public transportation	6.3%	20.2%	41.7%	14.3%	17.6%
Q2-11. Stormwater runoff/stormwater management system	10.8%	45.4%	31.2%	7.7%	4.9%
Q2-12. Trash, recycling, & yard waste collection services	14.8%	39.3%	25.9%	13.4%	6.5%
Q2-13. Water & wastewater services	14.4%	41.8%	26.1%	10.0%	7.7%
Q2-14. Public transportation services (OATS)	12.6%	27.1%	49.0%	7.7%	3.6%

**Q3. Which THREE of the major categories of City services listed in Question 2 do you think should receive the MOST EMPHASIS from the City over the next TWO years?**

Q3. Top choice	Number	Percent
Customer service received from City employees	12	2.0 %
Effectiveness of City communication with the public	25	4.1 %
Effectiveness of community planning	62	10.2 %
Enforcement of City codes & ordinances	43	7.0 %
Maintenance of City buildings/facilities	10	1.6 %
Maintenance of City streets, sidewalks, & infrastructure	160	26.2 %
Municipal Court services	3	0.5 %
Parks & Recreation programs/facilities	32	5.2 %
Police services	57	9.3 %
Public transportation	16	2.6 %
Stormwater runoff/stormwater management system	9	1.5 %
Trash, recycling, & yard waste collection services	25	4.1 %
Water & wastewater services	39	6.4 %
Public transportation services (OATS)	8	1.3 %
None chosen	109	17.9 %
Total	610	100.0 %

**Q3. Which THREE of the major categories of City services listed in Question 2 do you think should receive the MOST EMPHASIS from the City over the next TWO years?**

Q3. 2nd choice	Number	Percent
Customer service received from City employees	12	2.0 %
Effectiveness of City communication with the public	40	6.6 %
Effectiveness of community planning	41	6.7 %
Enforcement of City codes & ordinances	54	8.9 %
Maintenance of City buildings/facilities	24	3.9 %
Maintenance of City streets, sidewalks, & infrastructure	88	14.4 %
Municipal Court services	7	1.1 %
Parks & Recreation programs/facilities	42	6.9 %
Police services	41	6.7 %
Public transportation	16	2.6 %
Stormwater runoff/stormwater management system	30	4.9 %
Trash, recycling, & yard waste collection services	41	6.7 %
Water & wastewater services	22	3.6 %
Public transportation services (OATS)	7	1.1 %
None chosen	145	23.8 %
Total	610	100.0 %

**Q3. Which THREE of the major categories of City services listed in Question 2 do you think should receive the MOST EMPHASIS from the City over the next TWO years?**

Q3. 3rd choice	Number	Percent
Customer service received from City employees	9	1.5 %
Effectiveness of City communication with the public	40	6.6 %
Effectiveness of community planning	48	7.9 %
Enforcement of City codes & ordinances	38	6.2 %
Maintenance of City buildings/facilities	22	3.6 %
Maintenance of City streets, sidewalks, & infrastructure	53	8.7 %
Municipal Court services	2	0.3 %
Parks & Recreation programs/facilities	45	7.4 %
Police services	36	5.9 %
Public transportation	21	3.4 %
Stormwater runoff/stormwater management system	22	3.6 %
Trash, recycling, & yard waste collection services	46	7.5 %
Water & wastewater services	35	5.7 %
Public transportation services (OATS)	8	1.3 %
None chosen	185	30.3 %
Total	610	100.0 %

**Q3. Which THREE of the major categories of City services listed in Question 2 do you think should receive the MOST EMPHASIS from the City over the next TWO years? (top 3)**

Q3. Sum of top 3 choices	Number	Percent
Customer service received from City employees	33	5.4 %
Effectiveness of City communication with the public	105	17.2 %
Effectiveness of community planning	151	24.8 %
Enforcement of City codes & ordinances	135	22.1 %
Maintenance of City buildings/facilities	56	9.2 %
Maintenance of City streets, sidewalks, & infrastructure	301	49.3 %
Municipal Court services	12	2.0 %
Parks & Recreation programs/facilities	119	19.5 %
Police services	134	22.0 %
Public transportation	53	8.7 %
Stormwater runoff/stormwater management system	61	10.0 %
Trash, recycling, & yard waste collection services	112	18.4 %
Water & wastewater services	96	15.7 %
Public transportation services (OATS)	23	3.8 %
None chosen	109	17.9 %
Total	1500	

**Q4. City Maintenance. Please rate your satisfaction with the following services provided by the City of Grain Valley.**

(N=610)

	Very satisfied	Satisfied	Neutral	Dissatisfied	Very dissatisfied	Don't know
Q4-1. Accessibility of streets, sidewalks, & buildings for people with disabilities	6.7%	32.6%	21.8%	9.8%	3.0%	26.1%
Q4-2. Adequacy of City street lighting	7.9%	40.0%	23.6%	18.7%	7.7%	2.1%
Q4-3. Cleanliness of streets & other public areas	9.7%	48.4%	25.6%	11.8%	1.6%	3.0%
Q4-4. Condition of sidewalks in City	7.4%	37.4%	29.0%	15.7%	4.3%	6.2%
Q4-5. Condition of sidewalks in your neighborhood	15.2%	40.7%	18.4%	14.4%	6.7%	4.6%
Q4-6. Maintenance & preservation of Downtown Grain Valley	7.0%	32.6%	32.5%	16.4%	6.1%	5.4%
Q4-7. Maintenance of City buildings (e.g. City Hall)	13.9%	51.1%	22.6%	1.6%	1.0%	9.7%
Q4-8. Maintenance of City streets	7.0%	34.8%	25.1%	19.7%	9.7%	3.8%
Q4-9. Maintenance of storm water drainage system	8.0%	38.4%	29.5%	6.2%	3.9%	13.9%
Q4-10. Maintenance of street signs & traffic signals	13.1%	52.1%	22.0%	6.1%	2.6%	4.1%
Q4-11. Maintenance of streets in your neighborhood	13.8%	40.3%	17.5%	14.9%	11.6%	1.8%
Q4-12. Maintenance of City's water & wastewater system	11.0%	39.2%	26.7%	6.1%	4.1%	13.0%
Q4-13. Mowing & trimming of public areas	10.5%	41.5%	27.2%	11.8%	4.9%	4.1%

**Q4. City Maintenance. Please rate your satisfaction with the following services provided by the City of Grain Valley.**

	Very satisfied	Satisfied	Neutral	Dissatisfied	Very dissatisfied	Don't know
Q4-14. On-street bicycle infrastructure (bike lanes/wayfinding signs)	5.2%	18.4%	31.8%	14.1%	7.7%	22.8%
Q4-15. Snow removal on major City streets during past 12 months	18.2%	50.3%	17.7%	3.9%	2.0%	7.9%
Q4-16. Snow removal on residential streets during past 12 months	17.0%	45.1%	19.0%	8.2%	3.0%	7.7%

**WITHOUT "DON'T KNOW"****Q4. City Maintenance. Please rate your satisfaction with the following services provided by the City of Grain Valley. (without "don't know")**

(N=610)

	Very satisfied	Satisfied	Neutral	Dissatisfied	Very dissatisfied
Q4-1. Accessibility of streets, sidewalks, & buildings for people with disabilities	9.1%	44.1%	29.5%	13.3%	4.0%
Q4-2. Adequacy of City street lighting	8.0%	40.9%	24.1%	19.1%	7.9%
Q4-3. Cleanliness of streets & other public areas	10.0%	49.8%	26.4%	12.2%	1.7%
Q4-4. Condition of sidewalks in City	7.9%	39.9%	30.9%	16.8%	4.5%
Q4-5. Condition of sidewalks in your neighborhood	16.0%	42.6%	19.2%	15.1%	7.0%
Q4-6. Maintenance & preservation of Downtown Grain Valley	7.5%	34.5%	34.3%	17.3%	6.4%
Q4-7. Maintenance of City buildings (e.g. City Hall)	15.4%	56.6%	25.0%	1.8%	1.1%
Q4-8. Maintenance of City streets	7.3%	36.1%	26.1%	20.4%	10.1%
Q4-9. Maintenance of storm water drainage system	9.3%	44.6%	34.3%	7.2%	4.6%
Q4-10. Maintenance of street signs & traffic signals	13.7%	54.4%	22.9%	6.3%	2.7%
Q4-11. Maintenance of streets in your neighborhood	14.0%	41.1%	17.9%	15.2%	11.9%
Q4-12. Maintenance of City's water & wastewater system	12.6%	45.0%	30.7%	7.0%	4.7%
Q4-13. Mowing & trimming of public areas	10.9%	43.2%	28.4%	12.3%	5.1%
Q4-14. On-street bicycle infrastructure (bike lanes/wayfinding signs)	6.8%	23.8%	41.2%	18.3%	10.0%
Q4-15. Snow removal on major City streets during past 12 months	19.8%	54.6%	19.2%	4.3%	2.1%

**WITHOUT "DON'T KNOW"**

**Q4. City Maintenance. Please rate your satisfaction with the following services provided by the City of Grain Valley. (without "don't know")**

	Very satisfied	Satisfied	Neutral	Dissatisfied	Very dissatisfied
Q4-16. Snow removal on residential streets during past 12 months	18.5%	48.8%	20.6%	8.9%	3.2%



**Q5. Which THREE of the City maintenance services listed Question 4 do you think should receive the MOST EMPHASIS from the City over the next TWO years?**

<u>Q5. Top choice</u>	<u>Number</u>	<u>Percent</u>
Accessibility of streets, sidewalks, & buildings for people with disabilities	28	4.6 %
Adequacy of City street lighting	108	17.7 %
Cleanliness of streets & other public areas	26	4.3 %
Condition of sidewalks in City	29	4.8 %
Condition of sidewalks in your neighborhood	31	5.1 %
Maintenance & preservation of Downtown Grain Valley	46	7.5 %
Maintenance of City buildings (e.g. City Hall)	5	0.8 %
Maintenance of City streets	105	17.2 %
Maintenance of storm water drainage system	15	2.5 %
Maintenance of street signs & traffic signals	8	1.3 %
Maintenance of streets in your neighborhood	41	6.7 %
Maintenance of City's water & wastewater system	22	3.6 %
Mowing & trimming of public areas	14	2.3 %
On-street bicycle infrastructure (bike lanes/wayfinding signs)	17	2.8 %
Snow removal on major City streets during past 12 months	9	1.5 %
Snow removal on residential streets during past 12 months	26	4.3 %
None chosen	80	13.1 %
<b>Total</b>	<b>610</b>	<b>100.0 %</b>

**Q5. Which THREE of the City maintenance services listed Question 4 do you think should receive the MOST EMPHASIS from the City over the next TWO years?**

<u>Q5. 2nd choice</u>	<u>Number</u>	<u>Percent</u>
Accessibility of streets, sidewalks, & buildings for people with disabilities	20	3.3 %
Adequacy of City street lighting	44	7.2 %
Cleanliness of streets & other public areas	30	4.9 %
Condition of sidewalks in City	34	5.6 %
Condition of sidewalks in your neighborhood	29	4.8 %
Maintenance & preservation of Downtown Grain Valley	41	6.7 %
Maintenance of City buildings (e.g. City Hall)	5	0.8 %
Maintenance of City streets	77	12.6 %
Maintenance of storm water drainage system	14	2.3 %
Maintenance of street signs & traffic signals	15	2.5 %
Maintenance of streets in your neighborhood	56	9.2 %
Maintenance of City's water & wastewater system	22	3.6 %
Mowing & trimming of public areas	28	4.6 %
On-street bicycle infrastructure (bike lanes/wayfinding signs)	25	4.1 %
Snow removal on major City streets during past 12 months	23	3.8 %
Snow removal on residential streets during past 12 months	26	4.3 %
None chosen	121	19.8 %
Total	610	100.0 %

**Q5. Which THREE of the City maintenance services listed Question 4 do you think should receive the MOST EMPHASIS from the City over the next TWO years?**

Q5. 3rd choice	Number	Percent
Accessibility of streets, sidewalks, & buildings for people with disabilities	25	4.1 %
Adequacy of City street lighting	44	7.2 %
Cleanliness of streets & other public areas	27	4.4 %
Condition of sidewalks in City	22	3.6 %
Condition of sidewalks in your neighborhood	21	3.4 %
Maintenance & preservation of Downtown Grain Valley	40	6.6 %
Maintenance of City buildings (e.g. City Hall)	5	0.8 %
Maintenance of City streets	51	8.4 %
Maintenance of storm water drainage system	11	1.8 %
Maintenance of street signs & traffic signals	17	2.8 %
Maintenance of streets in your neighborhood	31	5.1 %
Maintenance of City's water & wastewater system	28	4.6 %
Mowing & trimming of public areas	46	7.5 %
On-street bicycle infrastructure (bike lanes/wayfinding signs)	37	6.1 %
Snow removal on major City streets during past 12 months	9	1.5 %
Snow removal on residential streets during past 12 months	47	7.7 %
None chosen	149	24.4 %
Total	610	100.0 %

**Q5. Which THREE of the City maintenance services listed Question 4 do you think should receive the MOST EMPHASIS from the City over the next TWO years? (top 3)**

Q5. Sum of top 3 choices	Number	Percent
Accessibility of streets, sidewalks, & buildings for people with disabilities	73	12.0 %
Adequacy of City street lighting	196	32.1 %
Cleanliness of streets & other public areas	83	13.6 %
Condition of sidewalks in City	85	13.9 %
Condition of sidewalks in your neighborhood	81	13.3 %
Maintenance & preservation of Downtown Grain Valley	127	20.8 %
Maintenance of City buildings (e.g. City Hall)	15	2.5 %
Maintenance of City streets	233	38.2 %
Maintenance of storm water drainage system	40	6.6 %
Maintenance of street signs & traffic signals	40	6.6 %
Maintenance of streets in your neighborhood	128	21.0 %
Maintenance of City's water & wastewater system	72	11.8 %
Mowing & trimming of public areas	88	14.4 %
On-street bicycle infrastructure (bike lanes/wayfinding signs)	79	13.0 %
Snow removal on major City streets during past 12 months	41	6.7 %
Snow removal on residential streets during past 12 months	99	16.2 %
None chosen	80	13.1 %
Total	1560	

**Q6. Public Safety Services. Please rate your satisfaction with the following services provided by the City of Grain Valley.**

(N=610)

	Very satisfied	Satisfied	Neutral	Dissatisfied	Very dissatisfied	Don't know
Q6-1. City's overall efforts in youth outreach & DARE services	10.5%	22.8%	19.2%	2.3%	0.8%	44.4%
Q6-2. Effectiveness of local police protection	16.1%	47.5%	20.5%	4.9%	1.3%	9.7%
Q6-3. Enforcement of local traffic laws	14.1%	44.6%	18.9%	6.9%	3.3%	12.3%
Q6-4. How quickly police respond to emergencies	14.9%	32.1%	15.2%	3.9%	1.3%	32.5%
Q6-5. Overall competence of City's police personnel	17.4%	39.7%	18.2%	3.3%	1.6%	19.8%
Q6-6. Overall quality of local police protection	18.4%	45.2%	17.7%	2.6%	1.8%	14.3%
Q6-7. Professionalism of City police personnel	20.8%	43.6%	15.1%	1.8%	2.0%	16.7%
Q6-8. Quality of animal control	8.2%	31.1%	19.8%	4.6%	4.8%	31.5%
Q6-9. Responsiveness of police to investigation of criminal offenses	9.0%	22.6%	17.9%	3.3%	2.8%	44.4%
Q6-10. City's Municipal Court	4.8%	17.7%	19.5%	1.1%	1.1%	55.7%
Q6-11. City's overall efforts to prevent crime	9.7%	34.9%	23.6%	6.6%	3.6%	21.6%
Q6-12. Visibility of police in neighborhoods	13.6%	36.4%	24.1%	13.9%	5.6%	6.4%

**WITHOUT "DON'T KNOW"****Q6. Public Safety Services. Please rate your satisfaction with the following services provided by the City of Grain Valley. (without "don't know")**

(N=610)

	Very satisfied	Satisfied	Neutral	Dissatisfied	Very dissatisfied
Q6-1. City's overall efforts in youth outreach & DARE services	18.9%	41.0%	34.5%	4.1%	1.5%
Q6-2. Effectiveness of local police protection	17.8%	52.6%	22.7%	5.4%	1.5%
Q6-3. Enforcement of local traffic laws	16.1%	50.8%	21.5%	7.9%	3.7%
Q6-4. How quickly police respond to emergencies	22.1%	47.6%	22.6%	5.8%	1.9%
Q6-5. Overall competence of City's police personnel	21.7%	49.5%	22.7%	4.1%	2.0%
Q6-6. Overall quality of local police protection	21.4%	52.8%	20.7%	3.1%	2.1%
Q6-7. Professionalism of City police personnel	25.0%	52.4%	18.1%	2.2%	2.4%
Q6-8. Quality of animal control	12.0%	45.5%	28.9%	6.7%	6.9%
Q6-9. Responsiveness of police to investigation of criminal offenses	16.2%	40.7%	32.2%	5.9%	5.0%
Q6-10. City's Municipal Court	10.7%	40.0%	44.1%	2.6%	2.6%
Q6-11. City's overall efforts to prevent crime	12.3%	44.6%	30.1%	8.4%	4.6%
Q6-12. Visibility of police in neighborhoods	14.5%	38.9%	25.7%	14.9%	6.0%

**Q7. Which THREE of the public safety services listed Question 6 do you think should receive the MOST EMPHASIS from the City over the next TWO years?**

Q7. Top choice	Number	Percent
City's overall efforts in youth outreach & DARE services	61	10.0 %
Effectiveness of local police protection	59	9.7 %
Enforcement of local traffic laws	34	5.6 %
How quickly police respond to emergencies	36	5.9 %
Overall competence of City's police personnel	17	2.8 %
Overall quality of local police protection	16	2.6 %
Professionalism of City police personnel	10	1.6 %
Quality of animal control	34	5.6 %
Responsiveness of police to investigation of criminal offenses	14	2.3 %
City's Municipal Court	2	0.3 %
City's overall efforts to prevent crime	59	9.7 %
Visibility of police in neighborhoods	113	18.5 %
None chosen	155	25.4 %
Total	610	100.0 %

**Q7. Which THREE of the public safety services listed Question 6 do you think should receive the MOST EMPHASIS from the City over the next TWO years?**

Q7. 2nd choice	Number	Percent
City's overall efforts in youth outreach & DARE services	29	4.8 %
Effectiveness of local police protection	42	6.9 %
Enforcement of local traffic laws	17	2.8 %
How quickly police respond to emergencies	52	8.5 %
Overall competence of City's police personnel	21	3.4 %
Overall quality of local police protection	30	4.9 %
Professionalism of City police personnel	13	2.1 %
Quality of animal control	27	4.4 %
Responsiveness of police to investigation of criminal offenses	25	4.1 %
City's Municipal Court	8	1.3 %
City's overall efforts to prevent crime	68	11.1 %
Visibility of police in neighborhoods	78	12.8 %
None chosen	200	32.8 %
Total	610	100.0 %

**Q7. Which THREE of the public safety services listed Question 6 do you think should receive the MOST EMPHASIS from the City over the next TWO years?**

<u>Q7. 3rd choice</u>	<u>Number</u>	<u>Percent</u>
City's overall efforts in youth outreach & DARE services	23	3.8 %
Effectiveness of local police protection	41	6.7 %
Enforcement of local traffic laws	29	4.8 %
How quickly police respond to emergencies	32	5.2 %
Overall competence of City's police personnel	8	1.3 %
Overall quality of local police protection	34	5.6 %
Professionalism of City police personnel	27	4.4 %
Quality of animal control	32	5.2 %
Responsiveness of police to investigation of criminal offenses	27	4.4 %
City's Municipal Court	8	1.3 %
City's overall efforts to prevent crime	63	10.3 %
Visibility of police in neighborhoods	50	8.2 %
<u>None chosen</u>	<u>236</u>	<u>38.7 %</u>
Total	610	100.0 %

**Q7. Which THREE of the public safety services listed Question 6 do you think should receive the MOST EMPHASIS from the City over the next TWO years? (top 3)**

<u>Q7. Sum of top 3 choices</u>	<u>Number</u>	<u>Percent</u>
City's overall efforts in youth outreach & DARE services	113	18.5 %
Effectiveness of local police protection	142	23.3 %
Enforcement of local traffic laws	80	13.1 %
How quickly police respond to emergencies	120	19.7 %
Overall competence of City's police personnel	46	7.5 %
Overall quality of local police protection	80	13.1 %
Professionalism of City police personnel	50	8.2 %
Quality of animal control	93	15.2 %
Responsiveness of police to investigation of criminal offenses	66	10.8 %
City's Municipal Court	18	3.0 %
City's overall efforts to prevent crime	190	31.1 %
Visibility of police in neighborhoods	241	39.5 %
<u>None chosen</u>	<u>155</u>	<u>25.4 %</u>
Total	1394	



**Q8. Code Enforcement. Please rate your satisfaction with the following services provided by the City of Grain Valley.**

(N=610)

	Very satisfied	Satisfied	Neutral	Dissatisfied	Very dissatisfied	Don't know
Q8-1. Customer service from animal control officers	4.9%	15.4%	22.1%	2.3%	2.0%	53.3%
Q8-2. Enforcement of animal codes (e.g. animal welfare, pet licensing)	5.9%	22.0%	21.8%	4.6%	2.3%	43.4%
Q8-3. Enforcing sign regulations	3.9%	23.9%	25.1%	4.9%	1.6%	40.5%
Q8-4. Enforcing clean-up of trash & debris on private property	4.4%	22.0%	24.8%	16.9%	8.9%	23.1%
Q8-5. Enforcing exterior maintenance of residential property (e.g. condition of buildings)	4.9%	21.8%	26.6%	17.7%	6.7%	22.3%
Q8-6. Enforcing mowing & cutting of weeds on private property	4.4%	23.8%	24.8%	19.3%	8.4%	19.3%
Q8-7. Enforcing trash, weeds, & exterior maintenance in your neighborhood	9.0%	25.6%	25.6%	15.7%	7.7%	16.4%

**WITHOUT "DON'T KNOW"****Q8. Code Enforcement. Please rate your satisfaction with the following services provided by the City of Grain Valley. (without "don't know")**

(N=610)

	Very satisfied	Satisfied	Neutral	Dissatisfied	Very dissatisfied
Q8-1. Customer service from animal control officers	10.5%	33.0%	47.4%	4.9%	4.2%
Q8-2. Enforcement of animal codes (e.g. animal welfare, pet licensing)	10.4%	38.8%	38.6%	8.1%	4.1%
Q8-3. Enforcing sign regulations	6.6%	40.2%	42.1%	8.3%	2.8%
Q8-4. Enforcing clean-up of trash & debris on private property	5.8%	28.6%	32.2%	22.0%	11.5%
Q8-5. Enforcing exterior maintenance of residential property (e.g. condition of buildings)	6.3%	28.1%	34.2%	22.8%	8.6%
Q8-6. Enforcing mowing & cutting of weeds on private property	5.5%	29.5%	30.7%	24.0%	10.4%
Q8-7. Enforcing trash, weeds, & exterior maintenance in your neighborhood	10.8%	30.6%	30.6%	18.8%	9.2%

**Q9. Which TWO of the code enforcement services listed in Question 8 do you think should receive the MOST EMPHASIS from the City over the next TWO years?**

<u>Q9. Top choice</u>	<u>Number</u>	<u>Percent</u>
Customer service from animal control officers	26	4.3 %
Enforcement of animal codes (e.g. animal welfare, pet licensing)	47	7.7 %
Enforcing sign regulations	25	4.1 %
Enforcing clean-up of trash & debris on private property	152	24.9 %
Enforcing exterior maintenance of residential property (e.g. condition of buildings)	52	8.5 %
Enforcing mowing & cutting of weeds on private property	67	11.0 %
Enforcing trash, weeds, & exterior maintenance in your neighborhood	78	12.8 %
None chosen	163	26.7 %
Total	610	100.0 %

**Q9. Which TWO of the code enforcement services listed in Question 8 do you think should receive the MOST EMPHASIS from the City over the next TWO years?**

<u>Q9. 2nd choice</u>	<u>Number</u>	<u>Percent</u>
Customer service from animal control officers	13	2.1 %
Enforcement of animal codes (e.g. animal welfare, pet licensing)	22	3.6 %
Enforcing sign regulations	26	4.3 %
Enforcing clean-up of trash & debris on private property	84	13.8 %
Enforcing exterior maintenance of residential property (e.g. condition of buildings)	79	13.0 %
Enforcing mowing & cutting of weeds on private property	112	18.4 %
Enforcing trash, weeds, & exterior maintenance in your neighborhood	71	11.6 %
None chosen	203	33.3 %
Total	610	100.0 %

**Q9. Which TWO of the code enforcement services listed in Question 8 do you think should receive the MOST EMPHASIS from the City over the next TWO years? (top 2)**

<u>Q9. Sum of top 2 choices</u>	<u>Number</u>	<u>Percent</u>
Customer service from animal control officers	39	6.4 %
Enforcement of animal codes (e.g. animal welfare, pet licensing)	69	11.3 %
Enforcing sign regulations	51	8.4 %
Enforcing clean-up of trash & debris on private property	236	38.7 %
Enforcing exterior maintenance of residential property (e.g. condition of buildings)	131	21.5 %
Enforcing mowing & cutting of weeds on private property	179	29.3 %
Enforcing trash, weeds, & exterior maintenance in your neighborhood	149	24.4 %
None chosen	163	26.7 %
Total	1017	

**Q10. Water Services. Please rate your satisfaction with the following services provided by the City of Grain Valley.**

(N=610)

	Very satisfied	Satisfied	Neutral	Dissatisfied	Very dissatisfied	Don't know
Q10-1. Condition of catch basins (storm drains) in your neighborhood	13.3%	49.0%	17.7%	5.4%	3.4%	11.1%
Q10-2. Quality of drinking water	27.4%	48.7%	14.4%	4.1%	1.8%	3.6%
Q10-3. Quality of wastewater (sewer) services	16.2%	47.2%	21.5%	3.4%	1.0%	10.7%
Q10-4. Quality of utility billing customer service	21.8%	45.7%	17.7%	5.2%	2.8%	6.7%
Q10-5. Quality of utility billing	17.2%	45.4%	19.8%	7.4%	4.9%	5.2%
Q10-6. Timeliness of water/sewer line break repairs	7.7%	23.3%	17.4%	2.0%	0.8%	48.9%

**WITHOUT "DON'T KNOW"**

**Q10. Water Services. Please rate your satisfaction with the following services provided by the City of Grain Valley. (without "don't know")**

(N=610)

	Very satisfied	Satisfied	Neutral	Dissatisfied	Very dissatisfied
Q10-1. Condition of catch basins (storm drains) in your neighborhood	14.9%	55.2%	19.9%	6.1%	3.9%
Q10-2. Quality of drinking water	28.4%	50.5%	15.0%	4.3%	1.9%
Q10-3. Quality of wastewater (sewer) services	18.2%	52.8%	24.0%	3.9%	1.1%
Q10-4. Quality of utility billing customer service	23.4%	49.0%	19.0%	5.6%	3.0%
Q10-5. Quality of utility billing	18.2%	47.9%	20.9%	7.8%	5.2%
Q10-6. Timeliness of water/sewer line break repairs	15.1%	45.5%	34.0%	3.8%	1.6%

**Q11. Leadership. Please rate your satisfaction with the following aspects of City Leadership in Grain Valley.**

(N=610)

	Very satisfied	Satisfied	Neutral	Dissatisfied	Very dissatisfied	Don't know
Q11-1. How ethically City conducts business	8.7%	25.4%	27.0%	4.8%	3.6%	30.5%
Q11-2. Local government leaders seek out my views & listen to what I have to say	5.4%	16.1%	28.2%	12.5%	7.7%	30.2%
Q11-3. Overall effectiveness of appointed boards & commissions	5.2%	18.4%	29.2%	8.5%	4.3%	34.4%
Q11-4. Overall effectiveness of City Administrator & appointed staff	6.1%	20.8%	29.7%	6.9%	3.6%	33.0%
Q11-5. Overall quality of leadership provided by City's elected officials	6.2%	22.5%	30.0%	7.0%	4.3%	30.0%

**WITHOUT "DON'T KNOW"**

**Q11. Leadership. Please rate your satisfaction with the following aspects of City Leadership in Grain Valley. (without "don't know")**

(N=610)

	Very satisfied	Satisfied	Neutral	Dissatisfied	Very dissatisfied
Q11-1. How ethically City conducts business	12.5%	36.6%	38.9%	6.8%	5.2%
Q11-2. Local government leaders seek out my views & listen to what I have to say	7.7%	23.0%	40.4%	17.8%	11.0%
Q11-3. Overall effectiveness of appointed boards & commissions	8.0%	28.0%	44.5%	13.0%	6.5%
Q11-4. Overall effectiveness of City Administrator & appointed staff	9.0%	31.1%	44.3%	10.3%	5.4%
Q11-5. Overall quality of leadership provided by City's elected officials	8.9%	32.1%	42.9%	10.1%	6.1%

**Q12. City Logo. Have you seen or heard any information in advertisements, brochures, outdoor advertisements, displays, or other promotional materials that utilize the logo below?**

Q12. Have you seen or heard any information in advertisements, brochures, outdoor advertisements, displays, or other promotional materials that utilize logo below

	Number	Percent
Yes	375	61.5 %
No	235	38.5 %
Total	610	100.0 %

**Q13. The logo above is currently being used as the City of Grain Valley's logo. Before taking this survey, were you aware this was the logo used by the City?**

Q13. Were you aware this was the logo used by

City	Number	Percent
Yes	515	84.4 %
No	95	15.6 %
Total	610	100.0 %

**Q14. What are some of your general perceptions of the current City of Grain Valley logo design?**

Q14. What are some of your general perceptions of current City of Grain Valley logo design	Number	Percent
I would not change anything	366	60.0 %
I would change color (green) or font size	36	5.9 %
It needs to be updated	100	16.4 %
It is too plain	51	8.4 %
It is difficult to understand	9	1.5 %
It does not say who we are	54	8.9 %
It is not unique enough	46	7.5 %
Other	25	4.1 %
Total	687	

**Q14. Other**

Q14. Other	Number	Percent
Update slogan or message	1	4.0 %
Logo is good, but slogan needs something more creative	1	4.0 %
The tag line doesn't seem to fit	1	4.0 %
What types of Opportunity is it referring to?	1	4.0 %
What does it matter?	1	4.0 %
I would use a sans serif font	1	4.0 %
There are things of greater concern to this city than the logo	1	4.0 %
I feel like it states Come Home to Opportunity but that is not the case	1	4.0 %
OUTDATED	1	4.0 %
SLOGAN DOES NOT APPLY	1	4.0 %
Not important	1	4.0 %
Drop the Come Home to Opportunity	1	4.0 %
What does the motto mean? Opportunity for business or housing?	1	4.0 %
A city doesn't need a logo	1	4.0 %
What opportunity? How about Welcome Home	1	4.0 %
Change to Welcome Home, or Welcome to the Valley	1	4.0 %
Don't like the motto	1	4.0 %
It should say Hometown Pride	1	4.0 %
CHANGE THE FONT	1	4.0 %
The lines behind the GV are hard to see	1	4.0 %
DO NOT LIKE THE STRIPES	1	4.0 %
Use the money on law enforcement	1	4.0 %
Circle with GV needs to change	1	4.0 %
Hire professionals to update the logo	1	4.0 %
Come Home to Opportunity, for who	1	4.0 %
Total	25	100.0 %



**Q15. Parks and Recreation Services. Please rate your satisfaction with the following services provided by the City of Grain Valley.**

(N=610)

	Very satisfied	Satisfied	Neutral	Dissatisfied	Very dissatisfied	Don't know
Q15-1. Athletic fields other than at Monkey Mountain	6.6%	27.5%	20.0%	5.9%	2.0%	38.0%
Q15-2. Availability of walking & biking trails	7.9%	31.3%	17.4%	16.9%	6.9%	19.7%
Q15-3. City swimming pools & programs	9.0%	34.1%	20.7%	10.2%	2.6%	23.4%
Q15-4. Concession operations at City parks	4.8%	22.8%	24.3%	5.9%	1.0%	41.3%
Q15-5. Maintenance & appearance of City community centers	11.8%	50.0%	20.0%	3.1%	0.2%	14.9%
Q15-6. Maintenance of City parks & equipment	10.0%	47.2%	21.0%	3.9%	0.5%	17.4%
Q15-7. Monkey Mountain Sports Complex	10.3%	30.5%	18.5%	1.1%	0.3%	39.2%
Q15-8. Number of City parks	7.0%	33.1%	23.3%	14.3%	2.8%	19.5%
Q15-9. Programs & activities at City community centers	9.3%	32.3%	24.6%	6.9%	1.8%	25.1%
Q15-10. Quality of adult recreation programs	7.5%	23.3%	23.0%	7.5%	2.1%	36.6%
Q15-11. Quality of communication from Parks & Recreation	7.5%	32.3%	26.1%	8.2%	1.8%	24.1%
Q15-12. Quality of customer service from Parks & Recreation employees	9.3%	30.0%	24.9%	2.1%	0.3%	33.3%
Q15-13. Quality of facilities (e.g. picnic shelters, playgrounds) in City parks	8.9%	40.8%	22.5%	6.4%	1.1%	20.3%

**Q15. Parks and Recreation Services. Please rate your satisfaction with the following services provided by the City of Grain Valley.**

	Very satisfied	Satisfied	Neutral	Dissatisfied	Very dissatisfied	Don't know
Q15-14. Quality of outdoor athletic fields (e.g. baseball and football)	5.9%	30.0%	21.5%	6.2%	1.0%	35.4%
Q15-15. Quality of senior programs at Community Center	8.0%	20.5%	19.7%	3.8%	0.8%	47.2%

**WITHOUT "DON'T KNOW"****Q15. Parks and Recreation Services. Please rate your satisfaction with the following services provided by the City of Grain Valley. (without "don't know")**

(N=610)

	Very satisfied	Satisfied	Neutral	Dissatisfied	Very dissatisfied
Q15-1. Athletic fields other than at Monkey Mountain	10.6%	44.4%	32.3%	9.5%	3.2%
Q15-2. Availability of walking & biking trails	9.8%	39.0%	21.6%	21.0%	8.6%
Q15-3. City swimming pools & programs	11.8%	44.5%	27.0%	13.3%	3.4%
Q15-4. Concession operations at City parks	8.1%	38.8%	41.3%	10.1%	1.7%
Q15-5. Maintenance & appearance of City community centers	13.9%	58.8%	23.5%	3.7%	0.2%
Q15-6. Maintenance of City parks & equipment	12.1%	57.1%	25.4%	4.8%	0.6%
Q15-7. Monkey Mountain Sports Complex	17.0%	50.1%	30.5%	1.9%	0.5%
Q15-8. Number of City parks	8.8%	41.1%	28.9%	17.7%	3.5%
Q15-9. Programs & activities at City community centers	12.5%	43.1%	32.8%	9.2%	2.4%
Q15-10. Quality of adult recreation programs	11.9%	36.7%	36.2%	11.9%	3.4%
Q15-11. Quality of communication from Parks & Recreation	9.9%	42.5%	34.3%	10.8%	2.4%
Q15-12. Quality of customer service from Parks & Recreation employees	14.0%	45.0%	37.3%	3.2%	0.5%
Q15-13. Quality of facilities (e.g. picnic shelters, playgrounds) in City parks	11.1%	51.2%	28.2%	8.0%	1.4%
Q15-14. Quality of outdoor athletic fields (e.g. baseball and football)	9.1%	46.4%	33.2%	9.6%	1.5%

**WITHOUT "DON'T KNOW"**

**Q15. Parks and Recreation Services. Please rate your satisfaction with the following services provided by the City of Grain Valley. (without "don't know")**

	Very satisfied	Satisfied	Neutral	Dissatisfied	Very dissatisfied
Q15-15. Quality of senior programs at Community Center	15.2%	38.8%	37.3%	7.1%	1.6%

**Q16. Which THREE of the Parks and Recreation services listed in Question 15 do you think should receive the MOST EMPHASIS from the City over the next TWO years?**

Q16. Top choice	Number	Percent
Athletic fields other than at Monkey Mountain	14	2.3 %
Availability of walking & biking trails	129	21.1 %
City swimming pools & programs	54	8.9 %
Concession operations at City parks	4	0.7 %
Maintenance & appearance of City community centers	22	3.6 %
Maintenance of City parks & equipment	39	6.4 %
Monkey Mountain Sports Complex	6	1.0 %
Number of City parks	39	6.4 %
Programs & activities at City community centers	24	3.9 %
Quality of adult recreation programs	17	2.8 %
Quality of communication from Parks & Recreation	17	2.8 %
Quality of customer service from Parks & Recreation employees	2	0.3 %
Quality of facilities (e.g. picnic shelters, playgrounds) in City parks	21	3.4 %
Quality of outdoor athletic fields (e.g. baseball and football)	9	1.5 %
Quality of senior programs at Community Center	32	5.2 %
None chosen	181	29.7 %
Total	610	100.0 %

**Q16. Which THREE of the Parks and Recreation services listed in Question 15 do you think should receive the MOST EMPHASIS from the City over the next TWO years?**

Q16. 2nd choice	Number	Percent
Athletic fields other than at Monkey Mountain	10	1.6 %
Availability of walking & biking trails	47	7.7 %
City swimming pools & programs	33	5.4 %
Concession operations at City parks	16	2.6 %
Maintenance & appearance of City community centers	18	3.0 %
Maintenance of City parks & equipment	33	5.4 %
Monkey Mountain Sports Complex	7	1.1 %
Number of City parks	54	8.9 %
Programs & activities at City community centers	49	8.0 %
Quality of adult recreation programs	30	4.9 %
Quality of communication from Parks & Recreation	20	3.3 %
Quality of customer service from Parks & Recreation employees	13	2.1 %
Quality of facilities (e.g. picnic shelters, playgrounds) in City parks	25	4.1 %
Quality of outdoor athletic fields (e.g. baseball and football)	16	2.6 %
Quality of senior programs at Community Center	19	3.1 %
None chosen	220	36.1 %
Total	610	100.0 %

**Q16. Which THREE of the Parks and Recreation services listed in Question 15 do you think should receive the MOST EMPHASIS from the City over the next TWO years?**

Q16. 3rd choice	Number	Percent
Athletic fields other than at Monkey Mountain	11	1.8 %
Availability of walking & biking trails	29	4.8 %
City swimming pools & programs	21	3.4 %
Concession operations at City parks	12	2.0 %
Maintenance & appearance of City community centers	14	2.3 %
Maintenance of City parks & equipment	25	4.1 %
Monkey Mountain Sports Complex	7	1.1 %
Number of City parks	32	5.2 %
Programs & activities at City community centers	34	5.6 %
Quality of adult recreation programs	36	5.9 %
Quality of communication from Parks & Recreation	23	3.8 %
Quality of customer service from Parks & Recreation employees	6	1.0 %
Quality of facilities (e.g. picnic shelters, playgrounds) in City parks	46	7.5 %
Quality of outdoor athletic fields (e.g. baseball and football)	24	3.9 %
Quality of senior programs at Community Center	36	5.9 %
None chosen	254	41.6 %
Total	610	100.0 %

**Q16. Which THREE of the Parks and Recreation services listed in Question 15 do you think should receive the MOST EMPHASIS from the City over the next TWO years? (top 3)**

Q16. Sum of top 3 choices	Number	Percent
Athletic fields other than at Monkey Mountain	35	5.7 %
Availability of walking & biking trails	205	33.6 %
City swimming pools & programs	108	17.7 %
Concession operations at City parks	32	5.2 %
Maintenance & appearance of City community centers	54	8.9 %
Maintenance of City parks & equipment	97	15.9 %
Monkey Mountain Sports Complex	20	3.3 %
Number of City parks	125	20.5 %
Programs & activities at City community centers	107	17.5 %
Quality of adult recreation programs	83	13.6 %
Quality of communication from Parks & Recreation	60	9.8 %
Quality of customer service from Parks & Recreation employees	21	3.4 %
Quality of facilities (e.g. picnic shelters, playgrounds) in City parks	92	15.1 %
Quality of outdoor athletic fields (e.g. baseball and football)	49	8.0 %
Quality of senior programs at Community Center	87	14.3 %
None chosen	181	29.7 %
Total	1356	



**Q17. Communication. Please rate your satisfaction with the following services provided by the City of Grain Valley.**

(N=610)

	Very satisfied	Satisfied	Neutral	Dissatisfied	Very dissatisfied	Don't know
Q17-1. City efforts to keep you informed about local issues	7.5%	34.1%	28.5%	16.1%	5.7%	8.0%
Q17-2. Availability of information about City programs & services	7.9%	37.7%	28.2%	13.0%	4.1%	9.2%
Q17-3. City's social media pages (Facebook)	6.7%	23.9%	26.4%	5.2%	2.3%	35.4%
Q17-4. Level of public involvement in local decision making	4.8%	16.2%	30.0%	13.4%	6.7%	28.9%
Q17-5. Overall user-friendliness of City's website	7.9%	27.0%	30.3%	6.4%	1.6%	26.7%
Q17-6. Parks & Recreation program guide	10.3%	35.2%	26.9%	2.8%	0.8%	23.9%
Q17-7. Quality of programming on City's cable channel	3.8%	9.2%	17.7%	1.5%	2.3%	65.6%
Q17-8. Quality of City's magazine ("City View")	13.1%	41.6%	23.1%	2.1%	0.8%	19.2%

**WITHOUT "DON'T KNOW"****Q17. Communication. Please rate your satisfaction with the following services provided by the City of Grain Valley. (without "don't know")**

(N=610)

	Very satisfied	Satisfied	Neutral	Dissatisfied	Very dissatisfied
Q17-1. City efforts to keep you informed about local issues	8.2%	37.1%	31.0%	17.5%	6.2%
Q17-2. Availability of information about City programs & services	8.7%	41.5%	31.0%	14.3%	4.5%
Q17-3. City's social media pages (Facebook)	10.4%	37.1%	40.9%	8.1%	3.6%
Q17-4. Level of public involvement in local decision making	6.7%	22.8%	42.2%	18.9%	9.4%
Q17-5. Overall user-friendliness of City's website	10.7%	36.9%	41.4%	8.7%	2.2%
Q17-6. Parks & Recreation program guide	13.6%	46.3%	35.3%	3.7%	1.1%
Q17-7. Quality of programming on City's cable channel	11.0%	26.7%	51.4%	4.3%	6.7%
Q17-8. Quality of City's magazine ("City View")	16.2%	51.5%	28.6%	2.6%	1.0%

**Q18. From which of the following sources do you currently get information about the City of Grain Valley?**

Q18. From what sources do you currently get information about City of Grain Valley	Number	Percent
City social media pages	220	36.1 %
City View magazine	367	60.2 %
From neighbors/friends/family	255	41.8 %
KC Star	30	4.9 %
Neighborhood groups	120	19.7 %
City's TV channel	13	2.1 %
City's website (CityofGrainValley.org)	165	27.0 %
Television news	71	11.6 %
The Examiner	66	10.8 %
Valley News	97	15.9 %
Total	1404	

**Q19. Have you called, emailed, or visited the City with a question, problem, or complaint during the past year?**

Q19. Have you called, emailed, or visited City with a question, problem, or complaint during past year	Number	Percent
Yes	212	34.8 %
No	398	65.2 %
Total	610	100.0 %

**Q19a. How easy was it to contact the person you needed to reach?**

Q19a. How easy was it to contact the person you needed to reach	Number	Percent
Very easy	95	44.8 %
Somewhat easy	85	40.1 %
Difficult	18	8.5 %
Very difficult	11	5.2 %
Don't know	3	1.4 %
Total	212	100.0 %

**WITHOUT "DON'T KNOW"****Q19a. How easy was it to contact the person you needed to reach? (without "don't know")**

Q19a. How easy was it to contact the person you needed to reach	Number	Percent
Very easy	95	45.5 %
Somewhat easy	85	40.7 %
Difficult	18	8.6 %
Very difficult	11	5.3 %
Total	209	100.0 %

**Q19b. Several factors that may influence your perception of the quality of customer service you received from City employees are listed below. For each item, please rate how often the employees you have contacted during the past year have displayed the behavior described using a scale of 1 to 5, where 5 means "Always" and 1 means "Never."**

(N=212)

	Always	Usually	Sometimes	Seldom	Never	Don't know
Q19b-1. They were courteous & polite	60.8%	26.9%	6.6%	2.4%	1.4%	1.9%
Q19b-2. They gave prompt, accurate, & complete answers to questions	51.9%	28.8%	9.0%	5.7%	2.8%	1.9%
Q19b-3. They did what they said they would do in a timely manner	47.6%	25.0%	9.4%	6.1%	5.7%	6.1%
Q19b-4. They helped resolve an issue to your satisfaction	43.4%	25.0%	12.7%	7.1%	8.0%	3.8%

**WITHOUT "DON'T KNOW"**

**Q19b. Several factors that may influence your perception of the quality of customer service you received from City employees are listed below. For each item, please rate how often the employees you have contacted during the past year have displayed the behavior described using a scale of 1 to 5, where 5 means "Always" and 1 means "Never." (without "don't know")**

(N=212)

	Always	Usually	Sometimes	Seldom	Never
Q19b-1. They were courteous & polite	62.0%	27.4%	6.7%	2.4%	1.4%
Q19b-2. They gave prompt, accurate, & complete answers to questions	52.9%	29.3%	9.1%	5.8%	2.9%
Q19b-3. They did what they said they would do in a timely manner	50.8%	26.6%	10.1%	6.5%	6.0%
Q19b-4. They helped resolve an issue to your satisfaction	45.1%	26.0%	13.2%	7.4%	8.3%

**Q20. Planning and Zoning. Please rate your satisfaction with the following aspects of Planning and Zoning in Grain Valley.**

(N=610)

	Very satisfied	Satisfied	Neutral	Dissatisfied	Very dissatisfied	Don't know
Q20-1. Quality of new commercial building designs in City	10.0%	30.3%	26.2%	7.7%	2.0%	23.8%
Q20-2. Quality of private & commercial landscaping in City	7.0%	31.1%	31.1%	8.9%	2.6%	19.2%
Q20-3. Types of new commercial & retail development in City	7.5%	28.2%	23.6%	16.4%	6.2%	18.0%
Q20-4. Types of new residential development in City	7.7%	31.1%	28.4%	10.2%	4.8%	17.9%

**WITHOUT "DON'T KNOW"****Q20. Planning and Zoning. Please rate your satisfaction with the following aspects of Planning and Zoning in Grain Valley. (without "don't know")**

(N=610)

	Very satisfied	Satisfied	Neutral	Dissatisfied	Very dissatisfied
Q20-1. Quality of new commercial building designs in City	13.1%	39.8%	34.4%	10.1%	2.6%
Q20-2. Quality of private & commercial landscaping in City	8.7%	38.5%	38.5%	11.0%	3.2%
Q20-3. Types of new commercial & retail development in City	9.2%	34.4%	28.8%	20.0%	7.6%
Q20-4. Types of new residential development in City	9.4%	37.9%	34.5%	12.4%	5.8%

**Q21. Which ONE of the Planning and Zoning services listed in Question 20 do you think should receive the MOST EMPHASIS from the City over the next TWO years?**

<u>Q21. Most emphasis</u>	<u>Number</u>	<u>Percent</u>
Quality of new commercial building designs in City	47	7.7 %
Quality of private & commercial landscaping in City	47	7.7 %
Types of new commercial & retail development in City	261	42.8 %
Types of new residential development in City	101	16.6 %
<u>None chosen</u>	<u>154</u>	<u>25.2 %</u>
Total	610	100.0 %

**Q22. Pace of Development. Please rate the City's current pace of development with each of the following areas.**

(N=610)

	Much too slow	Too slow	Just right	Too fast	Much too fast	Don't know
Q22-1. Condominium & townhouse development that is designed to be renter-occupied	2.8%	6.9%	26.7%	15.1%	18.5%	30.0%
Q22-2. Industrial development	9.0%	25.2%	28.5%	3.3%	1.5%	32.5%
Q22-3. Office development	6.4%	25.7%	28.4%	2.0%	1.3%	36.2%
Q22-4. Retail development	19.8%	37.2%	19.0%	3.3%	1.1%	19.5%
Q22-5. Single-family residential development	5.6%	14.1%	49.0%	9.0%	3.9%	18.4%

**WITHOUT "DON'T KNOW"**

**Q22. Pace of Development. Please rate the City's current pace of development with each of the following areas. (without "don't know")**

(N=610)

	Much too slow	Too slow	Just right	Too fast	Much too fast
Q22-1. Condominium & townhouse development that is designed to be renter-occupied	4.0%	9.8%	38.2%	21.5%	26.5%
Q22-2. Industrial development	13.3%	37.4%	42.2%	4.9%	2.2%
Q22-3. Office development	10.0%	40.4%	44.5%	3.1%	2.1%
Q22-4. Retail development	24.6%	46.2%	23.6%	4.1%	1.4%
Q22-5. Single-family residential development	6.8%	17.3%	60.0%	11.0%	4.8%



**Q23. Commercial Statements. Please rate your level of agreement with each of the following statements.**

(N=610)

	Strongly agree	Agree	Neutral	Disagree	Strongly disagree	Don't know
Q23-1. Overall, the commercial areas in Grain Valley are better than they were 5 years ago	12.5%	44.3%	14.6%	6.6%	2.8%	19.3%
Q23-2. City should take proactive measures to encourage existing/new business redevelopment along major business corridors in Grain Valley	34.9%	45.6%	7.9%	1.8%	1.3%	8.5%
Q23-3. To encourage business redevelopment, City should use tax incentives & other economic development tools	17.2%	30.7%	23.6%	8.9%	7.5%	12.1%

**WITHOUT "DON'T KNOW"****Q23. Commercial Statements. Please rate your level of agreement with each of the following statements. (without "don't know")**

(N=610)

	Strongly agree	Agree	Neutral	Disagree	Strongly disagree
Q23-1. Overall, the commercial areas in Grain Valley are better than they were 5 years ago	15.4%	54.9%	18.1%	8.1%	3.5%
Q23-2. City should take proactive measures to encourage existing/new business redevelopment along major business corridors in Grain Valley	38.2%	49.8%	8.6%	2.0%	1.4%
Q23-3. To encourage business redevelopment, City should use tax incentives & other economic development tools	19.6%	34.9%	26.9%	10.1%	8.6%

**Q24. Please answer the following questions by circling either "Yes" or "No."**

(N=610)

	Yes	No	Not provided
Q24-1. Were you or anyone in your household the victim of any crime in Grain Valley, during last year	12.6%	87.2%	0.2%
Q24-2. Have you had contact with a police officer during last year	37.0%	63.0%	0.0%
Q24-3. Have you visited City's website (cityofgrainvalley.org) in last year	54.6%	45.4%	0.0%
Q24-4. Have you used Household Hazardous Waste & City Wide Clean Up service in last year	22.8%	77.2%	0.0%
Q24-5. Have you or anyone in your household visited City community center in last year	56.2%	43.8%	0.0%
Q24-6. Have any members of your household visited any parks in Grain Valley, in last year	72.1%	27.5%	0.3%
Q24-7. Do you have regular access to internet at home	90.3%	9.0%	0.7%
Q24-8. Have you had contact with Municipal Court in last year	11.3%	88.7%	0.0%
Q24-9. Have you contacted Utility Billing regarding your account in last year	37.2%	62.8%	0.0%
Q24-10. Do you own at least one cat or dog	52.5%	46.7%	0.8%
Q24-11. Have you ridden a bicycle on City streets or trails in last year	26.7%	73.1%	0.2%

**WITHOUT "NOT PROVIDED"****Q24. Please answer the following questions by circling either "Yes" or "No." (without "not provided")**

(N=610)

	Yes	No
Q24-1. Were you or anyone in your household the victim of any crime in Grain Valley, during last year	12.6%	87.4%
Q24-2. Have you had contact with a police officer during last year	37.0%	63.0%
Q24-3. Have you visited City's website (cityofgrainvalley.org) in last year	54.6%	45.4%
Q24-4. Have you used Household Hazardous Waste & City Wide Clean Up service in last year	22.8%	77.2%
Q24-5. Have you or anyone in your household visited City community center in last year	56.2%	43.8%
Q24-6. Have any members of your household visited any parks in Grain Valley, in last year	72.4%	27.6%
Q24-7. Do you have regular access to internet at home	90.9%	9.1%
Q24-8. Have you had contact with Municipal Court in last year	11.3%	88.7%
Q24-9. Have you contacted Utility Billing regarding your account in last year	37.2%	62.8%
Q24-10. Do you own at least one cat or dog	52.9%	47.1%
Q24-11. Have you ridden a bicycle on City streets or trails in last year	26.8%	73.2%

**Q25. Proposed Aquatic Facility. Several aquatic features and programs that could be included in a new aquatic facility are listed below. For each of the potential features and programs below, please indicate how supportive you would be of the City including the feature in a new aquatic facility.**

(N=610)

	Very supportive	Supportive	Not sure	Not supportive	Not at all supportive	Not provided
Q25-1. Birthday parties	30.7%	38.7%	18.0%	3.8%	5.1%	3.8%
Q25-2. Deck space for lounge seating/ observation	35.1%	38.9%	14.6%	3.3%	4.3%	3.9%
Q25-3. Diving boards	28.4%	36.6%	22.1%	3.6%	5.2%	4.1%
Q25-4. Kayaking lessons	16.4%	25.2%	36.1%	11.1%	6.9%	4.3%
Q25-5. Lazy river	40.7%	25.6%	19.7%	4.9%	5.1%	4.1%
Q25-6. Multi-lane lap pool (6-10 lanes, 25 yards)	29.5%	34.9%	22.0%	4.4%	4.8%	4.4%
Q25-7. Ninja warrior obstacle course	19.2%	21.3%	30.8%	14.6%	9.7%	4.4%
Q25-8. Recreational swimming area	42.5%	37.2%	10.7%	1.6%	3.9%	4.1%
Q25-9. Sprayground	35.7%	32.5%	18.7%	3.9%	4.6%	4.6%
Q25-10. Swim lessons	51.1%	30.3%	10.2%	1.1%	3.3%	3.9%
Q25-11. Therapy pool	41.3%	34.9%	14.6%	1.8%	3.8%	3.6%

**Q25. Proposed Aquatic Facility. Several aquatic features and programs that could be included in a new aquatic facility are listed below. For each of the potential features and programs below, please indicate how supportive you would be of the City including the feature in a new aquatic facility.**

	Very supportive	Supportive	Not sure	Not supportive	Not at all supportive	Not provided
Q25-12. Warm water pool with zero depth entry	41.5%	30.5%	15.7%	3.8%	4.4%	4.1%
Q25-13. Water aerobics & water exercise programs	43.8%	33.4%	13.1%	2.5%	3.8%	3.4%
Q25-14. Water slides	37.7%	30.7%	19.7%	3.1%	4.9%	3.9%

**WITHOUT "NOT PROVIDED"**

**Q25. Proposed Aquatic Facility. Several aquatic features and programs that could be included in a new aquatic facility are listed below. For each of the potential features and programs below, please indicate how supportive you would be of the City including the feature in a new aquatic facility. (without "not provided")**

(N=610)

	Very supportive	Supportive	Not sure	Not supportive	Not at all supportive
Q25-1. Birthday parties	31.9%	40.2%	18.7%	3.9%	5.3%
Q25-2. Deck space for lounge seating/observation	36.5%	40.4%	15.2%	3.4%	4.4%
Q25-3. Diving boards	29.6%	38.1%	23.1%	3.8%	5.5%
Q25-4. Kayaking lessons	17.1%	26.4%	37.7%	11.6%	7.2%
Q25-5. Lazy river	42.4%	26.7%	20.5%	5.1%	5.3%
Q25-6. Multi-lane lap pool (6-10 lanes, 25 yards)	30.9%	36.5%	23.0%	4.6%	5.0%
Q25-7. Ninja warrior obstacle course	20.1%	22.3%	32.2%	15.3%	10.1%
Q25-8. Recreational swimming area	44.3%	38.8%	11.1%	1.7%	4.1%
Q25-9. Sprayground	37.5%	34.0%	19.6%	4.1%	4.8%
Q25-10. Swim lessons	53.2%	31.6%	10.6%	1.2%	3.4%
Q25-11. Therapy pool	42.9%	36.2%	15.1%	1.9%	3.9%
Q25-12. Warm water pool with zero depth entry	43.2%	31.8%	16.4%	3.9%	4.6%
Q25-13. Water aerobics & water exercise programs	45.3%	34.6%	13.6%	2.5%	3.9%
Q25-14. Water slides	39.2%	31.9%	20.5%	3.2%	5.1%

**Q26. Which THREE of the aquatic features and programs listed in Question 25 do you think are MOST IMPORTANT to include in a new aquatic facility?**

Q26. Top choice	Number	Percent
Birthday parties	10	1.6 %
Deck space for lounge seating/observation	33	5.4 %
Diving boards	9	1.5 %
Kayaking lessons	8	1.3 %
Lazy river	75	12.3 %
Multi-lane lap pool (6-10 lanes, 25 yards)	51	8.4 %
Ninja warrior obstacle course	11	1.8 %
Recreational swimming area	55	9.0 %
Sprayground	28	4.6 %
Swim lessons	87	14.3 %
Therapy pool	35	5.7 %
Warm water pool with zero depth entry	30	4.9 %
Water aerobics & water exercise programs	36	5.9 %
Water slides	17	2.8 %
None chosen	125	20.5 %
Total	610	100.0 %

**Q26. Which THREE of the aquatic features and programs listed in Question 25 do you think are MOST IMPORTANT to include in a new aquatic facility?**

Q26. 2nd choice	Number	Percent
Birthday parties	5	0.8 %
Deck space for lounge seating/observation	26	4.3 %
Diving boards	8	1.3 %
Kayaking lessons	6	1.0 %
Lazy river	69	11.3 %
Multi-lane lap pool (6-10 lanes, 25 yards)	27	4.4 %
Ninja warrior obstacle course	20	3.3 %
Recreational swimming area	46	7.5 %
Sprayground	33	5.4 %
Swim lessons	56	9.2 %
Therapy pool	64	10.5 %
Warm water pool with zero depth entry	43	7.0 %
Water aerobics & water exercise programs	52	8.5 %
Water slides	20	3.3 %
None chosen	135	22.1 %
Total	610	100.0 %

**Q26. Which THREE of the aquatic features and programs listed in Question 25 do you think are MOST IMPORTANT to include in a new aquatic facility?**

Q26. 3rd choice	Number	Percent
Birthday parties	16	2.6 %
Deck space for lounge seating/observation	37	6.1 %
Diving boards	7	1.1 %
Kayaking lessons	11	1.8 %
Lazy river	45	7.4 %
Multi-lane lap pool (6-10 lanes, 25 yards)	18	3.0 %
Ninja warrior obstacle course	18	3.0 %
Recreational swimming area	38	6.2 %
Sprayground	20	3.3 %
Swim lessons	43	7.0 %
Therapy pool	46	7.5 %
Warm water pool with zero depth entry	56	9.2 %
Water aerobics & water exercise programs	63	10.3 %
Water slides	36	5.9 %
None chosen	156	25.6 %
Total	610	100.0 %

**Q26. Which THREE of the aquatic features and programs listed in Question 25 do you think are MOST IMPORTANT to include in a new aquatic facility? (top 3)**

Q26. Sum of top 3 choices	Number	Percent
Birthday parties	31	5.1 %
Deck space for lounge seating/observation	96	15.7 %
Diving boards	24	3.9 %
Kayaking lessons	25	4.1 %
Lazy river	189	31.0 %
Multi-lane lap pool (6-10 lanes, 25 yards)	96	15.7 %
Ninja warrior obstacle course	49	8.0 %
Recreational swimming area	139	22.8 %
Sprayground	81	13.3 %
Swim lessons	186	30.5 %
Therapy pool	145	23.8 %
Warm water pool with zero depth entry	129	21.1 %
Water aerobics & water exercise programs	151	24.8 %
Water slides	73	12.0 %
None chosen	125	20.5 %
Total	1539	



**Q27. Municipal bonds would likely be required to finance the development of a new aquatic facility, City recreation center, City Hall, Police Department and Municipal Courthouse. From the following list of options, please check the ONE option you would MOST LIKELY support the City taking to pay back the bonds needed for this project.**

Q27. What would you most likely support City taking to pay back bonds needed	Number	Percent
A local sales tax increase	150	24.6 %
An increase to local property taxes	13	2.1 %
A combination of options 1 & 2	86	14.1 %
I do not support any increase in taxes	278	45.6 %
Don't know	83	13.6 %
Total	610	100.0 %

**WITHOUT "DON'T KNOW"**

**Q27. Municipal bonds would likely be required to finance the development of a new aquatic facility, City recreation center, City Hall, Police Department and Municipal Courthouse. From the following list of options, please check the ONE option you would MOST LIKELY support the City taking to pay back the bonds needed for this project. (without "don't know")**

Q27. What would you most likely support City taking to pay back bonds needed	Number	Percent
A local sales tax increase	150	28.5 %
An increase to local property taxes	13	2.5 %
A combination of options 1 & 2	86	16.3 %
I do not support any increase in taxes	278	52.8 %
Total	527	100.0 %

**Q28. The City would also need to plan for costs associated with the operation, maintenance, and long-term care of the new facilities. From the following list of options, please check up to TWO options you would MOST SUPPORT the City using for this purpose.**

Q28. What options would you most support City using

	Number	Percent
A local sales tax increase	181	29.7 %
An increase to local property taxes	38	6.2 %
User fees paid by patrons	454	74.4 %
Don't know	106	17.4 %
Total	779	

**WITHOUT "DON'T KNOW"**

**Q28. The City would also need to plan for costs associated with the operation, maintenance, and long-term care of the new facilities. From the following list of options, please check up to TWO options you would MOST SUPPORT the City using for this purpose. (without "don't know")**

Q28. What options would you most support City using

	Number	Percent
A local sales tax increase	178	35.3 %
An increase to local property taxes	37	7.3 %
User fees paid by patrons	454	90.1 %
Total	669	

**Q29. Do you think you will be living in Grain Valley five years from now?**

Q29. Will you be living in Grain Valley five years from now		
	Number	Percent
Yes	504	82.6 %
No	91	14.9 %
Not provided	15	2.5 %
Total	610	100.0 %

**WITHOUT "NOT PROVIDED"****Q29. Do you think you will be living in Grain Valley five years from now? (without "not provided")**

Q29. Will you be living in Grain Valley five years from now		
	Number	Percent
Yes	504	84.7 %
No	91	15.3 %
Total	595	100.0 %

**Q30. Do you own or rent your current residence?**

<u>Q30. Do you own or rent your current residence</u>	<u>Number</u>	<u>Percent</u>
Own	448	73.4 %
Rent	162	26.6 %
Total	610	100.0 %

**Q31. What type of dwelling do you live in?**

<u>Q31. What type of dwelling do you live in</u>	<u>Number</u>	<u>Percent</u>
Single family house (detached from other houses)	506	83.0 %
Duplex or townhome	90	14.8 %
Apartment or condominium building	6	1.0 %
Other	3	0.5 %
Not provided	5	0.8 %
Total	610	100.0 %

**WITHOUT "NOT PROVIDED"****Q31. What type of dwelling do you live in? (without "not provided")**

<u>Q31. What type of dwelling do you live in</u>	<u>Number</u>	<u>Percent</u>
Single family house (detached from other houses)	506	83.6 %
Duplex or townhome	90	14.9 %
Apartment or condominium building	6	1.0 %
Other	3	0.5 %
Total	605	100.0 %

**Q31. Other**

<u>Q31. Other</u>	<u>Number</u>	<u>Percent</u>
55 AND OLDER HOUSING	1	50.0 %
Home with acreage	1	50.0 %
Total	2	100.0 %

**Q32. Approximately how many years have you lived in Grain Valley?**

Q32. How many years have you lived in Grain Valley		
	Number	Percent
0-5	220	36.1 %
6-10	108	17.7 %
11-15	110	18.0 %
16-20	69	11.3 %
21-30	64	10.5 %
31+	23	3.8 %
Not provided	16	2.6 %
Total	610	100.0 %

**WITHOUT "NOT PROVIDED"****Q32. Approximately how many years have you lived in Grain Valley? (without "not provided")**

Q32. How many years have you lived in Grain Valley		
	Number	Percent
0-5	220	37.0 %
6-10	108	18.2 %
11-15	110	18.5 %
16-20	69	11.6 %
21-30	64	10.8 %
31+	23	3.9 %
Total	594	100.0 %

**Q33. Which of the following best describes your race/ethnicity?**

<u>Q33. Your race/ethnicity</u>	<u>Number</u>	<u>Percent</u>
Asian/Pacific Islander	8	1.3 %
White	551	90.3 %
American Indian/Eskimo	6	1.0 %
Black/African American	11	1.8 %
Other	28	4.6 %
Total	604	

**Q33. Other**

<u>Q33. Other</u>	<u>Number</u>	<u>Percent</u>
Hispanic	27	96.4 %
Polish/Swahili	1	3.6 %
Total	28	100.0 %

**Q34. Are you of Hispanic, Latino, or other Spanish ancestry?**

<u>Q34. Are you of Hispanic, Latino, or other Spanish ancestry</u>	<u>Number</u>	<u>Percent</u>
Yes	35	5.7 %
No	571	93.6 %
Not provided	4	0.7 %
Total	610	100.0 %

**WITHOUT "NOT PROVIDED"****Q34. Are you of Hispanic, Latino, or other Spanish ancestry? (without "not provided")**

<u>Q34. Are you of Hispanic, Latino, or other Spanish ancestry</u>	<u>Number</u>	<u>Percent</u>
Yes	35	5.8 %
No	571	94.2 %
Total	606	100.0 %

**Q35. Would you say your total annual household income is...**

Q35. What is your total annual household income	Number	Percent
Under \$30K	62	10.2 %
\$30K to \$59,999	150	24.6 %
\$60K to \$99,999	191	31.3 %
\$100K+	160	26.2 %
Not provided	47	7.7 %
Total	610	100.0 %

**WITHOUT "NOT PROVIDED"****Q35. Would you say your total annual household income is... (without "not provided")**

Q35. What is your total annual household income	Number	Percent
Under \$30K	62	11.0 %
\$30K to \$59,999	150	26.6 %
\$60K to \$99,999	191	33.9 %
\$100K+	160	28.4 %
Total	563	100.0 %

**Q36. What is your age?**

Q36. Your age	Number	Percent
18-34	119	19.5 %
35-44	120	19.7 %
45-54	120	19.7 %
55-64	124	20.3 %
65+	117	19.2 %
Not provided	10	1.6 %
Total	610	100.0 %

**WITHOUT "NOT PROVIDED"****Q36. What is your age? (without "not provided")**

Q36. Your age	Number	Percent
18-34	119	19.8 %
35-44	120	20.0 %
45-54	120	20.0 %
55-64	124	20.7 %
65+	117	19.5 %
Total	600	100.0 %

**Q37. What is your gender identity?**

<u>Q37. Your gender</u>	<u>Number</u>	<u>Percent</u>
Male	307	50.3 %
Female	301	49.3 %
Other	2	0.3 %
Total	610	100.0 %

**Q38. Including yourself, how many people live in your household?**

<u>Q38. How many people live in your household</u>	<u>Number</u>	<u>Percent</u>
1	110	18.0 %
2	224	36.7 %
3	92	15.1 %
4	111	18.2 %
5	49	8.0 %
6	13	2.1 %
7+	6	1.0 %
Not provided	5	0.8 %
Total	610	100.0 %

**WITHOUT "NOT PROVIDED"****Q38. Including yourself, how many people live in your household? (without "not provided")**

<u>Q38. How many people live in your household</u>	<u>Number</u>	<u>Percent</u>
1	110	18.2 %
2	224	37.0 %
3	92	15.2 %
4	111	18.3 %
5	49	8.1 %
6	13	2.1 %
7+	6	1.0 %
Total	605	100.0 %



# Section 5

## *Survey Instrument*

---



Grain Valley City Hall  
711 Main Street  
Grain Valley, MO 64029  
816-847-6200  
Fax: 816-847-6202  
[www.cityofgrainvalley.org](http://www.cityofgrainvalley.org)

---

July 13, 2018

Dear City of Grain Valley Resident:

The City of Grain Valley needs your feedback with the enclosed Citizen Survey which will be used to gather information about the priorities and quality of services provided by the City. Your responses will help shape the future of our City.

The Citizen survey is a valuable tool in monitoring the quality of City services, helping establish budget priorities and focusing the attention of the Board of Aldermen and City staff. The City has partnered with ETC Institute to administer the survey.

ETC Institute conducts surveys for municipalities nationwide. ETC is a national leader in resident survey administration and data analysis whose extensive experience allows Grain Valley to compare ourselves to other cities and metropolitan communities.

Please complete and return the survey within the next two weeks. A postage-paid return envelope addressed to ETC Institute has been provided for your convenience. If you prefer, you can complete the survey online at [www.GrainValleyCommunitySurvey.org](http://www.GrainValleyCommunitySurvey.org). All information collected is strictly confidential.

The results of the survey will be posted on the City's website.

If you have any questions, please contact Khalilah Holland, Executive Administrative Assistant at (816) 847-6292.

Thank you for providing us with your feedback.

Sincerely,

A handwritten signature in blue ink, appearing to read 'Ryan L. Hunt', is written over a light blue rectangular background.

Ryan L. Hunt  
City Administrator

## 2018 City of Grain Valley Community Survey



Please take a few minutes to complete this survey. Your input is an important part of the city's ongoing effort to identify and respond to resident concerns. You may complete the survey by returning it in the postage-paid envelope or online at [GrainValleyCommunitySurvey.org](http://GrainValleyCommunitySurvey.org). Any information that could be used to identify individual survey responses will remain confidential.

**1. Perceptions of the Community. Please rate your satisfaction with each of the following items that may influence your perception of the City of Grain Valley.**

How satisfied are you with...	Very Satisfied	Satisfied	Neutral	Dissatisfied	Very Dissatisfied	Don't Know
01. Appearance of commercial property in the city	5	4	3	2	1	9
02. Appearance of residential property in the city	5	4	3	2	1	9
03. Appearance of your neighborhood	5	4	3	2	1	9
04. As a place to live	5	4	3	2	1	9
05. As a place to raise children	5	4	3	2	1	9
06. As a place to work	5	4	3	2	1	9
07. How safe you feel in your neighborhood	5	4	3	2	1	9
08. How well the city is planning for development	5	4	3	2	1	9
09. Overall feeling of safety in the city	5	4	3	2	1	9
10. Overall image of the city	5	4	3	2	1	9
11. Overall quality of the education system within the city	5	4	3	2	1	9
12. Overall quality of life in the city	5	4	3	2	1	9
13. Overall quality of services provided by the city	5	4	3	2	1	9
14. Overall value you receive for your city tax dollars and fees	5	4	3	2	1	9

**2. Quality of City Services. Please rate your satisfaction with the overall quality of the following major categories of services provided by the City of Grain Valley.**

How satisfied are you with the overall quality of...	Very Satisfied	Satisfied	Neutral	Dissatisfied	Very Dissatisfied	Don't Know
01. Customer service received from city employees	5	4	3	2	1	9
02. Effectiveness of city communication with the public	5	4	3	2	1	9
03. Effectiveness of community planning	5	4	3	2	1	9
04. Enforcement of city codes and ordinances	5	4	3	2	1	9
05. Maintenance of city buildings/facilities	5	4	3	2	1	9
06. Maintenance of city streets, sidewalks, and infrastructure	5	4	3	2	1	9
07. Municipal Court services	5	4	3	2	1	9
08. Parks and Recreation programs/facilities	5	4	3	2	1	9
09. Police services	5	4	3	2	1	9
10. Public transportation	5	4	3	2	1	9
11. Stormwater runoff/stormwater management system	5	4	3	2	1	9
12. Trash, recycling, and yard waste collection services	5	4	3	2	1	9
13. Water and wastewater services	5	4	3	2	1	9
14. Public transportation services (OATS)	5	4	3	2	1	9

**3. Which THREE of the major categories of city services listed in Question 2 do you think should receive the MOST EMPHASIS from the city over the next TWO years? [Write in your answers below using the numbers from the list in Question 2.]**

1st: \_\_\_\_\_ 2nd: \_\_\_\_\_ 3rd: \_\_\_\_\_

**4. City Maintenance. Please rate your satisfaction with the following services provided by the City of Grain Valley.**

How satisfied are you with...	Very Satisfied	Satisfied	Neutral	Dissatisfied	Very Dissatisfied	Don't Know
01. Accessibility of streets, sidewalks, and buildings for people with disabilities	5	4	3	2	1	9
02. Adequacy of city street lighting	5	4	3	2	1	9
03. Cleanliness of streets and other public areas	5	4	3	2	1	9
04. Condition of sidewalks in the city	5	4	3	2	1	9
05. Condition of sidewalks in YOUR neighborhood	5	4	3	2	1	9
06. Maintenance and preservation of downtown Grain Valley	5	4	3	2	1	9
07. Maintenance of city buildings (e.g. City Hall)	5	4	3	2	1	9
08. Maintenance of city streets	5	4	3	2	1	9
09. Maintenance of storm water drainage system	5	4	3	2	1	9
10. Maintenance of street signs and traffic signals	5	4	3	2	1	9
11. Maintenance of streets in YOUR neighborhood	5	4	3	2	1	9
12. Maintenance of the city's water and wastewater system	5	4	3	2	1	9
13. Mowing and trimming of public areas	5	4	3	2	1	9
14. On-street bicycle infrastructure (bike lanes/wayfinding signs)	5	4	3	2	1	9
15. Snow removal on major city streets during the past 12 months	5	4	3	2	1	9
16. Snow removal on residential streets during the past 12 months	5	4	3	2	1	9

**5. Which THREE of the city maintenance services listed Question 4 do you think should receive the MOST EMPHASIS from the city over the next TWO years? [Write in your answers below using the numbers from the list in Question 4.]**

1st: \_\_\_\_\_ 2nd: \_\_\_\_\_ 3rd: \_\_\_\_\_

**6. Public Safety Services. Please rate your satisfaction with the following services provided by the City of Grain Valley.**

How satisfied are you with...	Very Satisfied	Satisfied	Neutral	Dissatisfied	Very Dissatisfied	Don't Know
01. City's overall efforts in youth outreach and DARE services	5	4	3	2	1	9
02. Effectiveness of local police protection	5	4	3	2	1	9
03. Enforcement of local traffic laws	5	4	3	2	1	9
04. How quickly police respond to emergencies	5	4	3	2	1	9
05. Overall competence of the city's police personnel	5	4	3	2	1	9
06. Overall quality of local police protection	5	4	3	2	1	9
07. Professionalism of city police personnel	5	4	3	2	1	9
08. Quality of animal control	5	4	3	2	1	9
09. Responsiveness of police to the investigation of criminal offenses	5	4	3	2	1	9
10. The city's Municipal Court	5	4	3	2	1	9
11. The city's overall efforts to prevent crime	5	4	3	2	1	9
12. The visibility of police in neighborhoods	5	4	3	2	1	9

**7. Which THREE of the public safety services listed Question 6 do you think should receive the MOST EMPHASIS from the city over the next TWO years? [Write in your answers below using the numbers from the list in Question 6.]**

1st: \_\_\_\_\_ 2nd: \_\_\_\_\_ 3rd: \_\_\_\_\_

**8. Code Enforcement.** Please rate your satisfaction with the following services provided by the City of Grain Valley.

How satisfied are you with...	Very Satisfied	Satisfied	Neutral	Dissatisfied	Very Dissatisfied	Don't Know
1. Customer service from animal control officers	5	4	3	2	1	9
2. Enforcement of animal codes (e.g. animal welfare, pet licensing)	5	4	3	2	1	9
3. Enforcing sign regulations	5	4	3	2	1	9
4. Enforcing the clean-up of trash and debris on private property	5	4	3	2	1	9
5. Enforcing the exterior maintenance of residential property (e.g. condition of buildings)	5	4	3	2	1	9
6. Enforcing the mowing and cutting of weeds on private property	5	4	3	2	1	9
7. Enforcing trash, weeds, and exterior maintenance in YOUR neighborhood	5	4	3	2	1	9

**9. Which TWO of the code enforcement services listed in Question 8 do you think should receive the MOST EMPHASIS from the city over the next TWO years? [Write in your answers below using the numbers from the list in Question 8.]**

1st: \_\_\_\_ 2nd: \_\_\_\_

**10. Water Services.** Please rate your satisfaction with the following services provided by the City of Grain Valley.

How satisfied are you with...	Very Satisfied	Satisfied	Neutral	Dissatisfied	Very Dissatisfied	Don't Know
1. Condition of catch basins (storm drains) in your neighborhood	5	4	3	2	1	9
2. Quality of drinking water	5	4	3	2	1	9
3. Quality of wastewater (sewer) services	5	4	3	2	1	9
4. Quality of utility billing customer service	5	4	3	2	1	9
5. Quality of utility billing	5	4	3	2	1	9
6. Timeliness of water/sewer line break repairs	5	4	3	2	1	9

**11. Leadership.** Please rate your satisfaction with the following aspects of city Leadership in Grain Valley.

How satisfied are you with...	Very Satisfied	Satisfied	Neutral	Dissatisfied	Very Dissatisfied	Don't Know
1. How ethically the city conducts business	5	4	3	2	1	9
2. Local government leaders seek out my views and listen to what I have to say	5	4	3	2	1	9
3. Overall effectiveness of appointed boards and commissions	5	4	3	2	1	9
4. Overall effectiveness of the City Administrator and appointed staff	5	4	3	2	1	9
5. Overall quality of leadership provided by the city's elected officials	5	4	3	2	1	9

**12. City Logo.** Have you seen or heard any information in advertisements, brochures, outdoor advertisements, displays, or other promotional materials that utilize the logo below?



\_\_\_\_(1) Yes      \_\_\_\_ (2) No

**13. The logo above is currently being used as the City of Grain Valley's logo. Before taking this survey, were you aware this was the logo used by the city?**

\_\_\_\_(1) Yes      \_\_\_\_ (2) No

**14. What are some of your general perceptions of the current City of Grain Valley logo design? [Check all that apply.]**

- (1) I would not change anything
- (2) I would change color (green) or font size
- (3) It needs to be updated
- (4) It is too plain
- (5) It is difficult to understand
- (6) It does not say who we are
- (7) It is not unique enough
- (8) Other: \_\_\_\_\_

**15. Parks and Recreation Services. Please rate your satisfaction with the following services provided by the City of Grain Valley.**

How satisfied are you with...	Very Satisfied	Satisfied	Neutral	Dissatisfied	Very Dissatisfied	Don't Know
01. Athletic fields other than at Monkey Mountain	5	4	3	2	1	9
02. Availability of walking and biking trails	5	4	3	2	1	9
03. City swimming pools and programs	5	4	3	2	1	9
04. Concession operations at city parks	5	4	3	2	1	9
05. Maintenance and appearance of city community centers	5	4	3	2	1	9
06. Maintenance of city parks and equipment	5	4	3	2	1	9
07. Monkey Mountain Sports Complex	5	4	3	2	1	9
08. Number of city parks	5	4	3	2	1	9
09. Programs and activities at city community centers	5	4	3	2	1	9
10. Quality of adult recreation programs	5	4	3	2	1	9
11. Quality of communication from Parks and Recreation	5	4	3	2	1	9
12. Quality of customer service from Parks and Recreation employees	5	4	3	2	1	9
13. Quality of facilities (e.g. picnic shelters, playgrounds) in city parks	5	4	3	2	1	9
14. Quality of outdoor athletic fields (e.g. baseball and football)	5	4	3	2	1	9
15. Quality of senior programs at the Community Center	5	4	3	2	1	9

**16. Which THREE of the Parks and Recreation services listed in Question 15 do you think should receive the MOST EMPHASIS from the city over the next TWO years? [Write in your answers below using the numbers from the list in Question 15.]**

1st: \_\_\_\_\_ 2nd: \_\_\_\_\_ 3rd: \_\_\_\_\_

**17. Communication. Please rate your satisfaction with the following services provided by the City of Grain Valley.**

How satisfied are you with...	Very Satisfied	Satisfied	Neutral	Dissatisfied	Very Dissatisfied	Don't Know
1. City efforts to keep you informed about local issues	5	4	3	2	1	9
2. The availability of information about city programs and services	5	4	3	2	1	9
3. The city's social media pages (Facebook)	5	4	3	2	1	9
4. The level of public involvement in local decision-making	5	4	3	2	1	9
5. The overall user-friendliness of the city's website	5	4	3	2	1	9
6. The Parks and Recreation program guide	5	4	3	2	1	9
7. The quality of programming on the city's cable channel	5	4	3	2	1	9
8. The quality of the city's magazine ("City View")	5	4	3	2	1	9

**18. From which of the following sources do you currently get information about the City of Grain Valley? [Check all that apply.]**

- (01) City social media pages
- (02) City View magazine
- (03) From neighbors/friends/family
- (04) KC Star
- (05) Neighborhood groups
- (06) City's TV channel
- (07) City's website ([CityofGrainValley.org](http://CityofGrainValley.org))
- (08) Television news
- (09) The Examiner
- (10) Valley News

**19. Have you called, emailed, or visited the city with a question, problem, or complaint during the past year?**

\_\_\_(1) Yes [Answer Q19a-b.]    \_\_\_(2) No [Skip to Q20.]

**19a. How easy was it to contact the person you needed to reach?**

\_\_\_(1) Very easy                      \_\_\_(3) Difficult                      \_\_\_(9) Don't know  
 \_\_\_(2) Somewhat easy              \_\_\_(4) Very difficult

**19b. Several factors that may influence your perception of the quality of customer service you received from city employees are listed below. For each item, please rate how often the employees you have contacted during the past year have displayed the behavior described using a scale of 1 to 5, where 5 means "Always" and 1 means "Never."**

	Always	Usually	Sometimes	Seldom	Never	Don't Know
1. They were courteous and polite	5	4	3	2	1	9
2. They gave prompt, accurate, and complete answers to questions	5	4	3	2	1	9
3. They did what they said they would do in a timely manner	5	4	3	2	1	9
4. They helped resolve an issue to your satisfaction	5	4	3	2	1	9

**20. Planning and Zoning. Please rate your satisfaction with the following aspects of Planning and Zoning in Grain Valley.**

How satisfied are you with...	Very Satisfied	Satisfied	Neutral	Dissatisfied	Very Dissatisfied	Don't Know
1. The quality of new commercial building designs in the city	5	4	3	2	1	9
2. The quality of private and commercial landscaping in the city	5	4	3	2	1	9
3. The types of new commercial and retail development in the city	5	4	3	2	1	9
4. The types of new residential development in the city	5	4	3	2	1	9

**21. Which ONE of the Planning and Zoning services listed in Question 20 do you think should receive the MOST EMPHASIS from the city over the next TWO years? [Write in your answer below using the numbers from the list in Question 20.]**

1st: \_\_\_

**22. Pace of Development. Please rate the city's current pace of development with each of the following areas.**

	Much too slow	Too slow	Just right	Too fast	Much too fast	Don't Know
1. Condominium and townhouse development that is designed to be renter-occupied	5	4	3	2	1	9
2. Industrial development	5	4	3	2	1	9
3. Office development	5	4	3	2	1	9
4. Retail development	5	4	3	2	1	9
5. Single-family residential development	5	4	3	2	1	9

**23. Commercial Statements. Please rate your level of agreement with each of the following statements.**

	Strongly Agree	Agree	Neutral	Disagree	Strongly Disagree	Don't Know
1. Overall, the commercial areas in Grain Valley are better than they were 5 years ago	5	4	3	2	1	9
2. The city should take proactive measures to encourage existing/new business redevelopment along major business corridors in Grain Valley	5	4	3	2	1	9
3. To encourage business redevelopment, the city should use tax incentives and other economic development tools	5	4	3	2	1	9

**24. Please answer the following questions by circling either "Yes" or "No."**

01.	Were you or anyone in your household the victim of any crime in Grain Valley during the last year?	Yes	No
02.	Have you had contact with a police officer during the last year?	Yes	No
03.	Have you visited the city's website ( <a href="http://cityofgrainvalley.org">cityofgrainvalley.org</a> ) in the last year?	Yes	No
04.	Have you used Household Hazardous Waste and City Wide Clean Up service in the last year?	Yes	No
05.	Have you or anyone in your household visited the city community center in the last year?	Yes	No
06.	Have any members of your household visited any parks in Grain Valley in the last year?	Yes	No
07.	Do you have regular access to the internet at home?	Yes	No
08.	Have you had contact with the Municipal Court in the last year?	Yes	No
09.	Have you contacted Utility Billing regarding your account in the last year?	Yes	No
10.	Do you own at least one cat or dog?	Yes	No
11.	Have you ridden a bicycle on city streets or trails in the last year?	Yes	No

**25. Proposed Aquatic Facility. Several aquatic features and programs that could be included in a new aquatic facility are listed below. For each of the potential features and programs below, please indicate how supportive you would be of the city including the feature in a new aquatic facility.**

	Very Supportive	Supportive	Not Sure	Not Supportive	Not at All Supportive
01. Birthday parties	5	4	3	2	1
02. Deck space for lounge seating/observation	5	4	3	2	1
03. Diving boards	5	4	3	2	1
04. Kayaking lessons	5	4	3	2	1
05. Lazy river	5	4	3	2	1
06. Multi-lane lap pool (6-10 lanes, 25 yards)	5	4	3	2	1
07. Ninja warrior obstacle course	5	4	3	2	1
08. Recreational swimming area	5	4	3	2	1
09. Sprayground	5	4	3	2	1
10. Swim lessons	5	4	3	2	1
11. Therapy pool	5	4	3	2	1
12. Warm water pool with zero depth entry	5	4	3	2	1
13. Water aerobics and water exercise programs	5	4	3	2	1
14. Water slides	5	4	3	2	1

**26. Which THREE of the aquatic features and programs listed in Question 25 do you think are MOST IMPORTANT to include in a new aquatic facility? [Write in your answers below using the numbers from the list in Question 25.]**

1st: \_\_\_\_ 2nd: \_\_\_\_ 3rd: \_\_\_\_

**The City of Grain Valley has recently acquired 60 acres of land in Grain Valley with the hopes of developing the land to include a new aquatic facility, city recreation center, City Hall, Police Department and Municipal Courthouse. The development of these facilities may require the city to issue bonds to finance the project.**

**27. Municipal bonds would likely be required to finance the development of a new aquatic facility, city recreation center, City Hall, Police Department and Municipal Courthouse. From the following list of options, please check the ONE option you would MOST LIKELY support the city taking to pay back the bonds needed for this project.**

- \_\_\_\_(1) A local sales tax increase
- \_\_\_\_(2) An increase to local property taxes
- \_\_\_\_(3) A combination of options 1 and 2
- \_\_\_\_(4) I do not support any increase in taxes
- \_\_\_\_(9) Don't know





INTENTIONALLY LEFT BLANK

# *Ordinances*

INTENTIONALLY LEFT BLANK

**CITY OF GRAIN VALLEY  
BOARD OF ALDERMEN AGENDA ITEM**

<b>MEETING DATE</b>	09/10/2018, 09/24/2018	
<b>BILL NUMBER</b>	B18-15	
<b>AGENDA TITLE</b>	<b>AN ORDINANCE TO ESTABLISH THE CITY OF GRAIN VALLEY, MISSOURI'S ANNUAL TAX LEVIES FOR THE 2018 CALENDAR YEAR FOR GENERAL MUNICIPAL GOVERNMENT OPERATIONS; THE RETIREMENT OF GENERAL OBLIGATION DEBT; PARK MAINTENANCE; AND PUBLIC HEALTH PURPOSES</b>	
<b>REQUESTING DEPARTMENT</b>	Administration & Finance	
<b>PRESENTER</b>	Ryan Hunt/Cathy Bowden	
<b>FISCAL INFORMATION</b>	Cost as recommended:	N/A
	Budget Line Item:	N/A
	Balance Available:	N/A
	New Appropriation Required:	<input type="checkbox"/> Yes <input checked="" type="checkbox"/> No
<b>PURPOSE</b>	To meet the required timelines for establishing the tax rate within Jackson County, Missouri	
<b>BACKGROUND</b>	The tax generated provides revenue for operating the city and making the debt service payments.	
<b>SPECIAL NOTES</b>	N/A	
<b>ANALYSIS</b>	N/A	
<b>PUBLIC INFORMATION PROCESS</b>	Public Hearing was held on August 27, 2018.	
<b>BOARD OR COMMISSION RECOMMENDATION</b>	N/A	
<b>DEPARTMENT RECOMMENDATION</b>	Staff Recommends Approval	
<b>REFERENCE DOCUMENTS ATTACHED</b>	Ordinance, Public Hearing Notice, and Estimated Tax Levy	

**CITY OF  
GRAIN VALLEY**

**STATE OF  
MISSOURI**

BILL NO. B18-15

ORDINANCE NO.  
SECOND READING  
FIRST READING

\_\_\_\_\_  
\_\_\_\_\_  
September 10, 2018 (6-0)

INTRODUCED BY:  
ALDERMAN WEST

**AN ORDINANCE TO ESTABLISH THE CITY OF GRAIN VALLEY,  
MISSOURI'S ANNUAL TAX LEVIES FOR THE 2018 CALENDAR YEAR FOR  
GENERAL MUNICIPAL GOVERNMENT OPERATIONS; THE RETIREMENT OF  
GENERAL OBLIGATION DEBT; PARK MAINTENANCE; AND PUBLIC HEALTH  
PURPOSES**

**WHEREAS,** the Board of Aldermen, City of Grain Valley, Missouri are required by statute to adopt an annual budget and establish a tax rate sufficient to meet the planned expenditures for the upcoming fiscal year; and

**WHEREAS,** the Board conducted a public hearing on August 27, 2018, to solicit and listen to public input for the City tax levies for the upcoming year.

**NOW THEREFORE, BE IT ORDAINED** by the Board of Aldermen of the City of Grain Valley, Missouri as follows:

**SECTION 1:** The City of Grain Valley's annual tax levies for 2018 shall be levied on each one hundred dollars (\$100) assessed valuation of all taxable real estate, personal property, including individual and business personal property, and all locally assessed railroad and other utility real estate and personal property in the City of Grain Valley, Missouri at the following rates:

- A. General Municipal Government Operations - \$ 0.5554 for general municipal government operations to be deposited in General Fund.
- B. Retirement of General Obligation Debt - \$.9025 for the retirement of general obligation debt, including the payment of principal and interest, to be deposited in the Debt Service Fund.
- C. Park Fund - \$0.1226 for park maintenance to be deposited in the Park Fund.
- D. Public Health - \$0.0489 for public health purposes to be deposited in the Public Health Fund.

Total City Levy-        \$1.6294

Read two times and PASSED by the Board of Aldermen this \_\_\_\_ day of \_\_\_\_\_, 2018,  
the aye and nay votes being recorded as follows:

ALDERMAN BAMMAN \_\_\_\_\_  
ALDERMAN HEADLEY \_\_\_\_\_  
ALDERMAN TOTTON \_\_\_\_\_  
MAYOR \_\_\_\_\_  
*(in the event of a tie only)*

ALDERMAN COLEMAN \_\_\_\_\_  
ALDERMAN STRATTON \_\_\_\_\_  
ALDERMAN WEST \_\_\_\_\_

Approved as to form:

\_\_\_\_\_  
James Cook  
City Attorney

\_\_\_\_\_  
Mike Todd  
Mayor

ATTEST:

\_\_\_\_\_  
Theresa Osenbaugh  
City Clerk

INTENTIONALLY LEFT BLANK



## NOTICE OF PUBLIC HEARING TO SET TAX LEVY FOR 2018

A hearing will be held at 7:00 P.M., Monday, August 27, 2018, at the Grain Valley City Hall, located at 711 Main Street, in the City of Grain Valley, Missouri, at which citizens may be heard on the property tax rates proposed to be set by the City of Grain Valley, Missouri. The levy amount is per \$100 of assessed value.

<u>Assessed Valuation (by categories)*</u>	<u>Prior Year</u> <u>2017</u>	<u>Current Year</u> <u>2018</u>	<u>Change Assessed</u> <u>Valuation</u>		
Real Estate including					
Railroad & Utility	161,405,705	169,889,037	5.3%		
Personal Property including					
Railroad & Utility	<u>32,524,865</u>	<u>34,514,740</u>	6.1%		
<b>Total</b>	<b>193,930,570</b>	<b>204,403,777</b>	5.4%		
New Construction	1,508,732	4,523,803			
	<b>2017</b>	<b>2017</b>	<b>Proposed</b>	<b>Estimated</b>	<b>Change in</b>
	<b><u>Tax Levy</u></b>	<b><u>Revenue</u></b>	<b><u>Tax Levy</u></b>	<b><u>Revenue</u></b>	<b><u>Revenue</u></b>
General Fund	0.5554	1,077,090	0.5554	1,135,259	5.4%
Debt Service Fund	1.0025	1,944,154	0.9025	1,844,744	-5.1%
Parks & Recreation	0.1226	237,759	0.1226	250,599	5.4%
Public Health	<u>0.0489</u>	<u>94,832</u>	<u>0.0489</u>	<u>99,953</u>	5.4%
<b>Total</b>	<b>1.7294</b>	<b>3,353,835</b>	<b>1.6294</b>	<b>3,330,555</b>	

This notice was prepared utilizing the latest data available from Jackson county.

**PUBLISH DATE: August 16, 2018**

INTENTIONALLY LEFT BLANK

**CITY OF GRAIN VALLEY  
2018 ESTIMATED TAX LEVY**

	<b>General</b>		<b>Park</b>		<b>Public Health</b>		<b>Debt Service</b>		<b>Total</b>
2017 LEVY	0.5554		0.1226		0.0489		1.0025		1.7294
Revenue (2018 budget)	\$ 1,077,090	\$	237,759	\$	94,832	\$	1,944,154	\$	3,353,835
<b>2018 Levy</b>	0.5554		0.1226		0.0489		0.9025		<b>1.6294</b>
<b>Revenue (2019 budget)</b>	<b>\$ 1,135,259</b>	<b>\$</b>	<b>250,599</b>	<b>\$</b>	<b>99,953</b>	<b>\$</b>	<b>1,844,744</b>	<b>\$</b>	<b>3,330,555</b>
2018 Levy - ceiling allowed rate	0.5706		0.1260		0.0502		0.9075		1.6543
Revenue (2019 budget)	\$ 1,166,328	\$	257,549	\$	102,611	\$	1,854,964	\$	3,381,452

Each penny in levy represents 20,440 in total revenue.

Difference -revenue-	\$ 58,168	\$	12,840	\$	5,121	\$	(99,410)	\$	(23,280)
----------------------	-----------	----	--------	----	-------	----	----------	----	----------

2017 Assessed Valuation	\$193,930,570
2018 July Assessed Valuation	\$204,403,777
Increase by %	5.4%

INTENTIONALLY LEFT BLANK

**CITY OF GRAIN VALLEY  
BOARD OF ALDERMEN AGENDA ITEM**

<b>MEETING DATE</b>	09/10/2018, 09/24/2018	
<b>BILL NUMBER</b>	B18-16	
<b>AGENDA TITLE</b>	<b>AN ORDINANCE WAIVING AND/OR REDUCING CERTAIN PLAN REVIEW, BUILDING PERMIT, INSPECTION AND TAP FEES ASSOCIATED WITH CONSTRUCTION BY POLITICAL SUBDIVISIONS WITHIN THE CITY LIMITS OF GRAIN VALLEY</b>	
<b>REQUESTING DEPARTMENT</b>	Administration	
<b>PRESENTER</b>	Ryan Hunt	
<b>FISCAL INFORMATION</b>	Cost as recommended:	N/A
	Budget Line Item:	N/A
	Balance Available:	N/A
	New Appropriation Required:	<input type="checkbox"/> Yes <input checked="" type="checkbox"/> No
<b>PURPOSE</b>	To waive or reduce the fees associated with the construction of facilities by political subdivisions within the city limits of Grain Valley	
<b>BACKGROUND</b>	<p>Political subdivisions building within the city limits are subject to plan review, building permit, inspection and tap fees at the same rate that for-profit developers incur. In order to meet the needs of the growing community in the most cost-effective way, the City desires to extend a partnership to local political subdivisions serving the residents of Grain Valley which offers a reduction or full waiver of these fees. The partnership will extend to the following political subdivisions:</p> <ul style="list-style-type: none"> <li>• Central Jackson County Fire District</li> <li>• Grain Valley R-V School District</li> <li>• Jackson County</li> <li>• Mid-Continent Public Library</li> </ul>	
<b>SPECIAL NOTES</b>	N/A	

<b>ANALYSIS</b>	N/A
<b>PUBLIC INFORMATION PROCESS</b>	N/A
<b>BOARD OR COMMISSION RECOMMENDATION</b>	N/A
<b>DEPARTMENT RECOMMENDATION</b>	Staff Recommends Approval
<b>REFERENCE DOCUMENTS ATTACHED</b>	Ordinance, Memo, and Comprehensive Fee Schedule

**CITY OF  
GRAIN VALLEY**

**STATE OF  
MISSOURI**

BILL NO. B18-16

ORDINANCE NO.  
SECOND READING  
FIRST READING

\_\_\_\_\_  
\_\_\_\_\_  
September 10, 2018 (6-0)

INTRODUCED BY:  
ALDERMAN BAMMAN

**AN ORDINANCE WAIVING AND/OR REDUCING CERTAIN PLAN REVIEW,  
BUILDING PERMIT, INSPECTION AND TAP FEES ASSOCIATED WITH  
CONSTRUCTION BY POLITICAL SUBDIVISIONS WITHIN THE CITY LIMITS OF  
GRAIN VALLEY**

**WHEREAS,** the Board of Aldermen, City of Grain Valley, Missouri annually approves the Comprehensive Fee Schedule for the City of Grain Valley which includes plan review, building permit, inspection and other development fees;

**WHEREAS,** the Board, acknowledges a mutual and unique relationship between the city government and political subdivisions within the community;

**WHEREAS,** the Board, in order to positively impact the quality of life for the residents of Grain Valley, commits to actively supporting local political subdivisions in the improvement and expansion of services;

**NOW THEREFORE, BE IT ORDAINED** by the Board of Aldermen of the City of Grain

**SECTION 1:** The City of Grain Valley will waive plan review, building permit and inspection fees, which would normally be required for the construction or remodel of buildings in the city limits, for local political subdivisions at 100%.

**SECTION 2:** The City of Grain Valley will prorate tap fees based on the percentage of the political subdivision's population who reside within the city limits based on the latest available United States Census data.

**SECTION 3:** The City of Grain Valley will waive and/or reduce the plan review, building permit, inspection and tap fees in the following manner:

<b>Political Subdivision</b>	<b>Plan Review, Permit and Inspection Fees</b>	<b>Tap Fees</b>
Central Jackson County Fire District	Waived-100%	Reduced by the percentage of the Political Subdivision's population which resides within the city limits of Grain Valley. Population counts will be determined by the most recent census data.
Grain Valley R-V School District		
Jackson County		
Mid-Continent Library		

Read two times and PASSED by the Board of Aldermen this \_\_\_\_ day of \_\_\_\_\_, 2018,  
the aye and nay votes being recorded as follows:

ALDERMAN BAMMAN \_\_\_\_\_  
ALDERMAN HEADLEY \_\_\_\_\_  
ALDERMAN TOTTON \_\_\_\_\_  
MAYOR \_\_\_\_\_  
(*in the event of a tie only*)

ALDERMAN COLEMAN \_\_\_\_\_  
ALDERMAN STRATTON \_\_\_\_\_  
ALDERMAN WEST \_\_\_\_\_

Approved as to form:

\_\_\_\_\_  
James Cook  
City Attorney

\_\_\_\_\_  
Mike Todd  
Mayor

ATTEST:

\_\_\_\_\_  
Theresa Osenbaugh  
City Clerk



# Memorandum

**To:** Mayor Todd & Members of the Board of Aldermen

**From:** Ryan Hunt, City Administrator

**Date:** September 5, 2018

**Re:** Recommendation for Ordinance Revision Waiving Certain Fees

---

Since becoming the City Administrator, I have often thought of the construction and permitting process for our fellow public entities within Grain Valley. My philosophy when working with these partners is to always approach a project or situation in a manner that allows the City to add value to these projects and build stronger relationships within the community.

For that reason, I began visiting with Dr. Roy Moss before his retirement and continued those conversations with Dr. Marc Snow once he became the Superintendent. The discussion was specifically related to the rate of growth in Grain Valley that in turn, has caused significant and constant facility expansion of the District facilities. In the spirit of solid partnership, I spoke to Dr. Snow about drafting a Memorandum of Understanding between the City and District that memorialized a commitment of discounting or waiving certain permitting fees paid to the City whenever the District applied for a building permit. Over a period of several months, Dr. Snow and I would revisit the topic, while I brainstormed on the best method of fairly applying a discount. In April of this year, I polled our neighboring communities to see if they had any sort of program or discount for their school districts. I specifically spoke at length with Blue Springs City Administrator, Eric Johnson about such program and he said that he was not aware of any communities that discounted fees to other public entities. A few weeks later he forwarded a section of code from the City of Independence that outlined the waiving of permit fees for certain public agencies and all government agencies within the City Limits of Independence, but otherwise advised that Independence was more of the exception than the rule in collecting these fees. Additionally, I polled our other neighboring communities and found that none of them had such a program.

In late June of this year, I saw several polls that Administrator Johnson had sent out within the MARC region and through a statewide city administration service, both indicating that after discussion with the local school district, the Blue Springs City Council was considering a program to waive construction and permitting fees for the District. In the correspondence, he queried communities statewide on whether they waived any such fees. The results that I saw indicated very few communities are partnering with local entities and charge them the same fees as a private developer.

Nonetheless, I felt this was a show of good faith to the partners that we work and rely on to help build the community, so I began researching options for a program. Since the fees for construction permits are set by ordinance, I changed the method of authorizing discounts from an MOU to a revision of the ordinance. One of my main concerns was finding a method that fairly applies discounts to these partners, without penalizing residents. For example, the Grain Valley School District boundaries exceed our City Limits. While we do not rely on "building permit fees" to pay any type of debt service, we do rely on both water and sewer tap fees to pay down debt service incurred for our transmission, distribution and collection systems of that infrastructure. For that reason, it would not be fair to the residents of Grain Valley if we waived 100% of the water and sewer tap fees, as that would shelter the patrons of the District, outside of the City Limits, from the infrastructure debt the City has incurred to allow the expansion of service within the City. Accordingly, the challenge was focused on how to fairly assess tap fees for these partners within the City.

The ordinance revision before you tonight accomplishes the task of both waiving general building permit fees in combination with a methodology that fairly assesses what level of discount a partner will receive for new construction and/or expansion tap fees. It is structured in such a way that it does not place an undue burden on the citizens of Grain Valley.

When referencing the partner entities, the following taxing authorities shall be considered eligible for discounts:

- Grain Valley R-V School District
- Central Jackson County Fire Protection District
- Mid-Continent Public Library
- Jackson County

If adopted, this ordinance would entitle the eligible entities to obtain building permits through the same submittal, review, approval and inspection process as all other construction projects within the City Limits. When the permit is issued, the City will waive 100% of the building permit, inspection and plan review fees. In addition, the City will apply a discount to any water and/or sewer tap connections based on a formula that tabulates the residents within the entity boundaries, that fall within the City's corporate boundaries (City Limits) and divides that number of residents by the total number of residents within the entities district. See below for a simplified example:

- Grain Valley Residents per 2010 Census- 12,854
- Total number of patrons within GV R-V School District- 18,000
- $12,854/18,000= 0.714$
- 0.714 rounded to an even percentage= $71\%$
- Full fee for the combined water and sewer tap fees on a project= $\$10,000$  (example only)
- The discount applied to the fee would be  $\$10,000 \times 71\% = \$7,100$
- The discounted tap fees owed by GV R-V School District would be  $\$2,900$  (example only)

Political Subdivision	Political Subdivision Service Population	Grain Valley Population (2010 Census Data)	Discount applied to Water and/or Sewer Tap Connections
Grain Valley R-V School District	18,000	12,854	71%
Central Jackson County Fire Protection District	80,000		16%
Mid-Continent Public Library	780,000		2%
Jackson County	674,158		2%

I hope that I have clearly explained the process in this memo, but I would encourage you to contact me if you have any questions. This ordinance is the result of various methods to discount tap fees. My hope is that you too will see this method as the most fair and equitable process to accomplish an important and symbolic offering to our partners. Though the fees collected from these entities does not amount to much over a 5-year period, it is offered in the spirit that we recognize that every penny counts and we are all partners in growing Grain Valley.

## 2018 City of Grain Valley Comprehensive Fee Schedule

Fee Type	Description	2016	2017	2018	2019	2020	2021
<b>Public Works</b>							
Planning & Zoning Application Fee	Preliminary Plat/Per Lot	\$200.00 + 5	\$200.00 + 5	\$200.00 + 5	\$200.00 + 5	\$200.00 + 5	\$200.00 + 5
	Final Plat/Per Lot	\$300.00 + 10	\$300.00 + 10	\$300.00 + 10	\$300.00 + 10	\$300.00 + 10	\$300.00 + 10
	Lot Split	\$300.00 + 10	\$300.00 + 10	\$300.00 + 10	\$300.00 + 10	\$300.00 + 10	\$300.00 + 10
	Annexation	\$250.00	\$250.00	\$250.00	\$250.00	\$250.00	\$250.00
	Re-Zoning	\$250.00	\$250.00	\$250.00	\$250.00	\$250.00	\$250.00
	Variance	\$250.00	\$250.00	\$250.00	\$250.00	\$250.00	\$250.00
	Conditional/Special Use Permit	\$250.00	\$250.00	\$250.00	\$250.00	\$250.00	\$250.00
Water Connection Fee (Builder's Permit)	<i>Meter Size</i>						
	5/8"	\$3,828.00	\$3,828.00	\$3,828.00	\$3,828.00	\$3,828.00	\$3,828.00
	3/4"	\$3,828.00	\$3,828.00	\$3,828.00	\$3,828.00	\$3,828.00	\$3,828.00
	1"	\$8,316.00	\$8,316.00	\$8,316.00	\$8,316.00	\$8,316.00	\$8,316.00
	2"	\$26,070.00	\$26,070.00	\$26,070.00	\$26,070.00	\$26,070.00	\$26,070.00
	3"	\$60,825.00	\$60,825.00	\$60,825.00	\$60,825.00	\$60,825.00	\$60,825.00
	4"	\$97,218.00	\$97,218.00	\$97,218.00	\$97,218.00	\$97,218.00	\$97,218.00
	6"	\$187,809.00	\$187,809.00	\$187,809.00	\$187,809.00	\$187,809.00	\$187,809.00
Additional Meter	\$500.00	\$500.00	\$500.00	\$500.00	\$500.00	\$500.00	
Sewer Connection Fee (Builder's Permit)	<i>Users</i>						
	Single	\$1,700.00	\$1,700.00	\$1,700.00	\$1,700.00	\$1,700.00	\$1,700.00
	Two	\$2,100.00	\$2,100.00	\$2,100.00	\$2,100.00	\$2,100.00	\$2,100.00
	Three	\$2,700.00	\$2,700.00	\$2,700.00	\$2,700.00	\$2,700.00	\$2,700.00
	Four	\$3,300.00	\$3,300.00	\$3,300.00	\$3,300.00	\$3,300.00	\$3,300.00
	Increase per Inch	\$1,800.00	\$1,800.00	\$1,800.00	\$1,800.00	\$1,800.00	\$1,800.00
Building Permit Fee (Builders Permit)	Construction Fee = >\$50,000	\$400 + 0.4% of Construction Value	\$400 + 0.4% of Construction Value	\$400 + 0.4% of Construction Value	\$400 + 0.4% of Construction Value	\$400 + 0.4% of Construction Value	\$400 + 0.4% of Construction Value
	Construction Fee = <\$50,000	0.8% of Construction Value	0.8% of Construction Value	0.8% of Construction Value	0.8% of Construction Value	0.8% of Construction Value	0.8% of Construction Value
	Commercial Plan Review	65% of Cost of Permit	65% of Cost of Permit	65% of Cost of Permit	65% of Cost of Permit	65% of Cost of Permit	65% of Cost of Permit
	Residential Plan Review	40% of Cost of Permit	40% of Cost of Permit	40% of Cost of Permit	40% of Cost of Permit	40% of Cost of Permit	40% of Cost of Permit
	Marketing Fee	\$0.00	\$0.00	\$0.00	\$0.00	\$0.00	\$0.00
	Re-Inspection Fee after 2 Failures	\$45.00	\$45.00	\$45.00	\$45.00	\$45.00	\$45.00
	Over 30 Day Admin Fee	\$50.00	\$50.00	\$50.00	\$50.00	\$50.00	\$50.00

## 2018 City of Grain Valley Comprehensive Fee Schedule

Fee Type	Description	2016	2017	2018	2019	2020	2021
	Minimum Permit Fee	\$30.00	\$30.00	\$30.00	\$30.00	\$30.00	\$30.00
Right of Way Fees	Non-Roadway Inspection	\$35.00	\$35.00	\$35.00	\$35.00	\$35.00	\$35.00
	Roadway Inspection	\$70.00	\$70.00	\$70.00	\$70.00	\$70.00	\$70.00
	Roadway Reinspection	\$25.00	\$25.00	\$25.00	\$25.00	\$25.00	\$25.00
Miscellaneous Fees	Water Sprinkler Permit	\$20.00	\$20.00	\$20.00	\$20.00	\$20.00	\$20.00
	Meter/Tap Reinspect Fee	\$35.00	\$35.00	\$35.00	\$35.00	\$35.00	\$35.00
	New Blasting Permit	\$100.00	\$100.00	\$100.00	\$100.00	\$100.00	\$100.00
	Blasting Permit Renewal	\$25.00	\$25.00	\$25.00	\$25.00	\$25.00	\$25.00
	Temporary Sign Fee	\$35.00	\$35.00	\$35.00	\$35.00	\$35.00	\$35.00
	Fence Permit	\$35.00	\$35.00	\$35.00	\$35.00	\$35.00	\$35.00
Developer Construction Fees (Construction Permit)	<i>% Shown is Percentage Paid to City</i>						
	Construction Plan Review 100%	\$340.00	\$340.00	\$340.00	\$340.00	\$340.00	\$340.00
	Linear Foot Roadway 3%	\$203.00	\$203.00	\$203.00	\$203.00	\$203.00	\$203.00
	Linear Foot Sanitary Sewer 8" 3%	\$35.00	\$35.00	\$35.00	\$35.00	\$35.00	\$35.00
	Linear Foot Sanitary Sewer 10" 3%	\$37.00	\$37.00	\$37.00	\$37.00	\$37.00	\$37.00
	Linear Foot Sanitary Sewer 12" 3%	\$40.00	\$40.00	\$40.00	\$40.00	\$40.00	\$40.00
	Linear Foot Storm Sewer 12" 3%	\$36.00	\$36.00	\$36.00	\$36.00	\$36.00	\$36.00
	Linear Foot Storm Sewer 15" 3%	\$41.00	\$41.00	\$41.00	\$41.00	\$41.00	\$41.00
	Linear Foot Storm Sewer 18" 3%	\$43.00	\$43.00	\$43.00	\$43.00	\$43.00	\$43.00
	Linear Foot Storm Sewer 24" 3%	\$48.00	\$48.00	\$48.00	\$48.00	\$48.00	\$48.00
	Linear Foot Storm Sewer 30" 3%	\$52.00	\$52.00	\$52.00	\$52.00	\$52.00	\$52.00
	Linear Foot Storm Sewer 36" 3%	\$59.00	\$59.00	\$59.00	\$59.00	\$59.00	\$59.00
	Linear Foot Storm Sewer 42" 3%	\$66.00	\$66.00	\$66.00	\$66.00	\$66.00	\$66.00
	Linear Foot Water Line 6" 3%	\$17.00	\$17.00	\$17.00	\$17.00	\$17.00	\$17.00
	Linear Foot Water Line 8" 3%	\$21.00	\$21.00	\$21.00	\$21.00	\$21.00	\$21.00
	Linear Foot Water Line 12" 3%	\$28.00	\$28.00	\$28.00	\$28.00	\$28.00	\$28.00
	Traffic Sign & Street Sign 100%	\$260.00	\$260.00	\$260.00	\$260.00	\$260.00	\$260.00
	North Outfall Sewer Basin Per Acre 100%	\$1,000.00	\$1,000.00	\$1,000.00	\$1,000.00	\$1,000.00	\$1,000.00
	Water Usage Per Linear Foot 2%	\$5.74	\$5.74	\$5.74	\$5.74	\$5.74	\$5.74
	Street Light Pole Upgrade Each 100%	\$2,500.00	\$2,500.00	\$2,500.00	\$2,500.00	\$2,500.00	\$2,500.00
Books	Standard Details Book	\$25.00	\$25.00	\$25.00	\$25.00	\$25.00	\$25.00
	Planning & Zoning Code	\$25.00	\$25.00	\$25.00	\$25.00	\$25.00	\$25.00

## 2018 City of Grain Valley Comprehensive Fee Schedule

Fee Type	Description	2016	2017	2018	2019	2020	2021	
<b>City Clerk</b>								
Occupational Licenses	Application Fee	\$25.00	\$25.00	\$25.00	\$25.00	\$25.00	\$25.00	
	Late Fee	N/A	N/A	N/A	N/A	N/A	N/A	
	Renewals After July 15th	\$1.25	\$1.25	\$1.25	\$1.25	\$1.25	\$1.25	
	Renewals After August 15th	\$2.50	\$2.50	\$2.50	\$2.50	\$2.50	\$2.50	
	Renewals After September 15th	\$3.75	\$3.75	\$3.75	\$3.75	\$3.75	\$3.75	
	Renewals After October 15th	\$5.00	\$5.00	\$5.00	\$5.00	\$5.00	\$5.00	
	Renewals After November 15th	\$6.25	\$6.25	\$6.25	\$6.25	\$6.25	\$6.25	
	Temporary Contractor Fee (2 per year)	\$20.00	\$20.00	\$20.00	\$20.00	\$20.00	\$20.00	
	Change of Information Fee	\$1.00	\$1.00	\$1.00	\$1.00	\$1.00	\$1.00	
	Hotels & Motels-Per Occupant Room Fee	\$10.00	\$10.00	\$10.00	\$10.00	\$10.00	\$10.00	
Liquor Licenses	Retail-Off Premise Only (3.2% Beer)	\$22.50	\$22.50	\$22.50	\$22.50	\$22.50	\$22.50	
		Retail-On/Off Premise Only (3.2% Beer)	\$25.00	\$25.00	\$25.00	\$25.00	\$25.00	\$25.00
		Retail-Off Premise Only (5% Beer)	\$22.50	\$22.50	\$22.50	\$22.50	\$22.50	\$22.50
		Retail-On/Off Premise Only (5% Beer)	\$22.50	\$22.50	\$22.50	\$22.50	\$22.50	\$22.50
		Retail-Off Premise Only (Intoxicating Liquor/5% Beer)	\$150.00	\$150.00	\$150.00	\$150.00	\$150.00	\$150.00
		Retail-On/Off Premise (Intoxicating Liquor)	\$350.00	\$350.00	\$350.00	\$350.00	\$350.00	\$350.00
		Temporary Permit for sale by the drink	\$37.50	\$37.50	\$37.50	\$37.50	\$37.50	\$37.50
		Restaurant/Bar On/Off Premise (Intoxicating Liquor)	\$450.00	\$450.00	\$450.00	\$450.00	\$450.00	\$450.00
		Restaurant/Bar Sunday On/Off Premise (Intoxicating Liquor)	\$200.00	\$200.00	\$200.00	\$200.00	\$200.00	\$200.00
		Limited-On Premise Only (3.2% Beer)	\$15.00	\$15.00	\$15.00	\$15.00	\$15.00	\$15.00
		Retail Sunday-Off Premise Only (Intoxicating Liquor)	\$300.00	\$300.00	\$300.00	\$300.00	\$300.00	\$300.00

## 2018 City of Grain Valley Comprehensive Fee Schedule

Fee Type	Description	2016	2017	2018	2019	2020	2021
	Retail-Off Premise Only (Intoxicating Liquor) "Convenience Store"	\$150.00	\$150.00	\$150.00	\$150.00	\$150.00	\$150.00
	Convention Trade Area-On/Off Premise (Intoxicating Liquor)	\$300.00	\$300.00	\$300.00	\$300.00	\$300.00	\$300.00
Fireworks Sales	Permit Fee	\$100.00	\$100.00	\$100.00	\$100.00	\$100.00	\$100.00
Sunshine Requests	Binder	\$5.00	\$5.00	\$5.00	\$5.00	\$5.00	\$5.00
	Applies When Copies Exceed 4 Pages						
	Per Page Copy Fee (8.5" x. 11")	\$0.10	\$0.10	\$0.10	\$0.10	\$0.10	\$0.10
	Per Page Copy Fee (8.5" x 14")	\$0.30	\$0.30	\$0.30	\$0.30	\$0.30	\$0.30
	Per Page Copy Fee (11" x 17")	\$0.50	\$0.50	\$0.50	\$0.50	\$0.50	\$0.50
	Video Transfer/Copy Fee	\$15.00	\$15.00	\$15.00	\$15.00	\$15.00	\$15.00
Elections	Candidate Filing Fee	\$5.00	\$5.00	\$5.00	\$5.00	\$5.00	\$5.00
<b>Human Resources</b>							
Application	Police Officer Test	\$25.00	\$0.00	\$0.00	\$0.00	\$0.00	\$0.00

## 2018 City of Grain Valley Comprehensive Fee Schedule

Fee Type	Description	2016	2017	2018	2019	2020	2021
<b>Police Department</b>							
Police Reports	Accident or Incident Reports	\$5.00	\$5.00	\$5.00	\$5.00	\$5.00	\$5.00
	Copies of In-Car Camera Video	\$25.00	\$25.00	\$25.00	\$25.00	\$25.00	\$25.00
Fingerprinting Fees	Applicant or CCW Cards	\$5.00	\$5.00	\$5.00	\$5.00	\$5.00	\$5.00
Special Event Permit	Block Parties	\$5.00	\$5.00	\$5.00	\$5.00	\$5.00	\$5.00
	Parades, Boot Blocks, Walk/Run, Fireworks, Concerts, Etc.	\$15.00	\$15.00	\$15.00	\$15.00	\$15.00	\$15.00
Solicitors Permit	Initial Application	\$30.00	\$30.00	\$35.00	\$35.00	\$35.00	\$35.00
	Additional Solicitors added under initial application (cost per card/person)	\$5.00	\$5.00	\$5.00	\$5.00	\$5.00	\$5.00
<b>Animal Control Fees</b>							
Animal License	Dog or Cat	\$10.00	\$10.00	\$10.00	\$10.00	\$10.00	\$10.00
	Dog or Cat (3 year tag)	\$0.00	\$0.00	\$0.00	\$0.00	\$0.00	\$0.00
	Late Fee	\$10.00	\$10.00	\$10.00	\$10.00	\$10.00	\$10.00
	Exotic (other than domesticated dog or cat)	\$100.00	\$100.00	\$100.00	\$100.00	\$100.00	\$100.00
	Late Fee	\$25.00	\$25.00	\$25.00	\$25.00	\$25.00	\$25.00
Animal Impound	1st Impound fee	\$35.00	\$35.00	\$35.00	\$35.00	\$35.00	\$35.00
	Charge Per Day	\$10.00	\$12.50	\$17.50	\$17.50	\$17.50	\$17.50
	2nd Impound Fee	\$50.00	\$50.00	\$50.00	\$50.00	\$50.00	\$50.00
	Charge Per Day	\$12.50	\$15.00	\$20.00	\$20.00	\$20.00	\$20.00
	3rd Impound Fee	\$100.00	\$100.00	\$100.00	\$100.00	\$100.00	\$100.00
	Charge Per Day	\$15.00	\$17.50	\$20.00	\$20.00	\$20.00	\$20.00
Animal Surrender	Domesticated Animals Only	\$65.00	\$75.00	\$75.00	\$75.00	\$75.00	\$75.00

## 2018 City of Grain Valley Comprehensive Fee Schedule

Fee Type	Description	2016	2017	2018	2019	2020	2021
<b>Community Center</b>							
Multi-Purpose Room Rental	Large Group	\$80.00	\$80.00	\$85.00	\$85.00	\$85.00	\$85.00
	Large Group Security Deposit	\$150.00	\$150.00	\$150.00	\$150.00	\$150.00	\$150.00
	Small Group	\$50.00	\$50.00	\$55.00	\$55.00	\$55.00	\$55.00
	Small Group Security Deposit	\$50.00	\$50.00	\$50.00	\$50.00	\$50.00	\$50.00
Gym Rental	Per Hour - Resident	\$30.00	\$30.00	\$30.00	\$30.00	\$30.00	\$30.00
	Per Hour - Non-Resident	\$45.00	\$45.00	\$45.00	\$45.00	\$45.00	\$45.00
		\$3.00	\$3.00	\$3.00	\$3.00	\$3.00	\$3.00
	Daily Pass >18	\$5.00	\$5.00	\$5.00	\$5.00	\$5.00	\$5.00
Winona Burgess Meeting Room Rental	Per Hour - Resident	\$30.00	\$30.00	\$30.00	\$30.00	\$30.00	\$30.00
	Per Hour - Non-Resident	\$45.00	\$45.00	\$45.00	\$45.00	\$45.00	\$45.00
	Security Deposit	\$25.00	\$25.00	\$50.00	\$50.00	\$50.00	\$50.00
Community Center Kitchen	Kitchen Rental	\$30.00	\$30.00	\$30.00	\$30.00	\$30.00	\$30.00
Fitness Center Pass	Walk-in	\$5.00	\$5.00	\$5.00	\$5.00	\$5.00	\$5.00
	Individual Monthly Pass - Resident	\$30.00	\$30.00	\$30.00	\$30.00	\$30.00	\$30.00
	Individual Monthly Pass - Non-Resident	\$35.00	\$35.00	\$35.00	\$35.00	\$35.00	\$35.00
	Individual Yearly Pass - Resident	\$200.00	\$200.00	\$190.00	\$190.00	\$190.00	\$190.00
	Individual Yearly Pass - Non-Resident	\$225.00	\$225.00	\$215.00	\$215.00	\$215.00	\$215.00
	Couple Yearly Pass - Resident	\$275.00	\$275.00	\$260.00	\$260.00	\$260.00	\$260.00
	Couple Yearly Pass - Non-Resident	\$325.00	\$325.00	\$300.00	\$300.00	\$300.00	\$300.00
	Family/Corporate Yearly Pass - Resident	\$350.00	\$350.00	\$325.00	\$325.00	\$325.00	\$325.00
	Family/Corporate Yearly Pass - Non-Resident	\$400.00	\$400.00	\$380.00	\$380.00	\$380.00	\$380.00
	Senior Individual Lifetime Pass - Resident	FREE	FREE	FREE	FREE	FREE	FREE
	Senior Individual Lifetime Pass - Non-Resident	\$100.00	\$100.00	\$100.00	\$100.00	\$100.00	\$100.00
	Senior Couple Lifetime Pass - Resident	FREE	FREE	FREE	FREE	FREE	FREE
	Senior Couple Lifetime Pass - Non-Resident	\$150.00	\$150.00	\$150.00	\$150.00	\$150.00	\$150.00
<b>Community Center/Aquatic Center</b>							
Combination Pass	Family - Resident	\$425.00	\$425.00	\$425.00	\$425.00	\$425.00	\$425.00
	Family - Non-Resident	\$525.00	\$525.00	\$525.00	\$525.00	\$525.00	\$525.00
<b>Aquatic Center</b>							
Pool Pass	Day <4	FREE	FREE	FREE	FREE	FREE	FREE
	Pass >4	\$5.00	\$5.00	\$5.00	\$5.00	\$5.00	\$5.00
	Individual Season - Resident	\$65.00	\$65.00	\$65.00	\$65.00	\$65.00	\$65.00
	Individual Season - Non-Resident	\$95.00	\$95.00	\$95.00	\$95.00	\$95.00	\$95.00
	Family Season - Resident	\$120.00	\$120.00	\$120.00	\$120.00	\$120.00	\$120.00
	Family Season - Non-Resident	\$190.00	\$190.00	\$190.00	\$190.00	\$190.00	\$190.00



## 2018 City of Grain Valley Comprehensive Fee Schedule

Fee Type	Description	2016	2017	2018	2019	2020	2021
Pool Rental	Rental (Up to 30 People)	\$145.00	\$150.00	\$150.00	\$150.00	\$150.00	\$150.00
	Rental (30 up to 75 People)	\$185.00	\$190.00	\$190.00	\$190.00	\$190.00	\$190.00
	Rental (75 People and Over)	\$225.00	\$230.00	\$230.00	\$230.00	\$230.00	\$230.00
Shelter Rental	Per Time Block	\$25.00	\$30.00	\$30.00	\$30.00	\$30.00	\$30.00
	All Day	\$40.00	\$45.00	\$45.00	\$45.00	\$45.00	\$45.00
Pavilion Rental	Per Hour	\$35.00	\$35.00	\$35.00	\$40.00	\$40.00	\$40.00
	Security Deposit	\$50.00	\$50.00	\$50.00	\$55.00	\$55.00	\$55.00
Athletic Field	Per Hour	\$20.00	\$20.00	\$20.00	\$20.00	\$20.00	\$20.00
	All Day - Armstrong Park	\$100.00	\$100.00	\$100.00	\$100.00	\$100.00	\$100.00
	All Day - Monkey Mtn.	\$100.00	\$100.00	\$100.00	\$100.00	\$100.00	\$100.00
	Field Set-up	\$20.00	\$25.00	\$25.00	\$25.00	\$25.00	\$25.00
	Field Lighting (Per Hour)	\$15.00	\$20.00	\$20.00	\$20.00	\$20.00	\$20.00
<b>Permits</b>							
Permits	Alcohol Permit	\$35.00	\$35.00	\$35.00	\$35.00	\$35.00	\$35.00

INTENTIONALLY LEFT BLANK

**CITY OF GRAIN VALLEY  
BOARD OF ALDERMEN AGENDA ITEM**

<b>MEETING DATE</b>	9/24/2018	
<b>BILL NUMBER</b>	B18-17	
<b>AGENDA TITLE</b>	<b>AN ORDINANCE APPROVING THE FINAL PLAT OF ROSEWOOD HILLS 9<sup>th</sup> PLAT, PHASE A</b>	
<b>REQUESTING DEPARTMENT</b>	Community Development	
<b>PRESENTER</b>	Rick Arroyo, Community Development Director	
<b>FISCAL INFORMATION</b>	Cost as recommended:	N/A
	Budget Line Item:	N/A
	Balance Available	N/A
	New Appropriation Required:	<input type="checkbox"/> Yes <input checked="" type="checkbox"/> No
<b>PURPOSE</b>	To gain final plat approval for Rosewood Hills 9 <sup>th</sup> Plat, Phase A	
<b>BACKGROUND</b>	The land to the north of the existing Rosewood Hills subdivision is zoned R-1 single-family residential. The preliminary plat for Rosewood Hills 8 <sup>th</sup> , 9 <sup>th</sup> and 10 <sup>th</sup> was approved by the Planning & Zoning Commission in February of last year.	
<b>SPECIAL NOTES</b>	There will be an 8ft trail construction on the east side of Dillingham with this plat.	

<b>ANALYSIS</b>	This plat consists of 32 lots and 2 tracts. This is one of the phases included in the preliminary plat that was approved by the Planning & Zoning Commission at the February meeting in 2017. This subdivision will connect to the current Rosewood subdivision by way of Rosewood Drive. This phase will add a connection to Dillingham Road to give residents multiple ways in and out. You will also notice that there is right-of-way shown at the end of NW Crestwood Drive to allow for an ingress/egress point if and when the area east of the channel is developed in the future. Rosewood Drive will have sidewalks on both sides of the street because it is classified as a collector while all other streets will have sidewalk on one side because they are simply residential streets. Engineering for the project is ongoing and will be approved prior to approval of the final plat.
<b>PUBLIC INFORMATION PROCESS</b>	N/A
<b>BOARD OR COMMISSION RECOMMENDATION</b>	Planning & Zoning Commission Recommends Approval
<b>DEPARTMENT RECOMMENDATION</b>	Staff Recommends Approval
<b>REFERENCE DOCUMENTS ATTACHED</b>	Ordinance, Final Plat, Approved Preliminary Plat, and Aerial

**CITY OF  
GRAIN VALLEY**

**STATE OF  
MISSOURI**

BILL NO. B18-17

ORDINANCE NO. \_\_\_\_\_  
SECOND READING \_\_\_\_\_  
FIRST READING \_\_\_\_\_

INTRODUCED BY:  
*ALDERMAN TOTTON*

**AN ORDINANCE APPROVING THE FINAL PLAT OF ROSEWOOD HILLS – 9<sup>th</sup>  
PLAT, PHASE A**

**WHEREAS**, the Mayor and the Board of Aldermen are committed to the development of the City; and

**WHEREAS**, a meeting was held on September 12, 2018 in which the Planning and Zoning Commission recommended that the Board of Aldermen approve the final plat; and

**WHEREAS**, the Board of Aldermen of the City of Grain Valley, Missouri, has determined that it is desirable, and

**WHEREAS**, the approved plat shall be recorded at the Jackson County Recorder of Deeds office.

**NOW THEREFORE, BE IT ORDAINED** by the Board of Aldermen of the City of Grain Valley, Missouri as follows:

**SECTION 1:** The property legally described below as Rosewood Hills – 9<sup>th</sup> Plat, Phase A is hereby accepted as a final plat.

**PROPERTY DESCRIPTION**

All that part of the North Half of Section 22, Township 49, Range 30, in the City of Grain Valley, Jackson County, Missouri more particularly described as follows;

Commencing at the Southwest corner of the Southeast quarter of the Northwest quarter of said Section 22; thence North 00 degrees 59 minutes 44 seconds East, along the West line of said quarter quarter section, a distance of 740.53 feet; thence South 88 degrees 05 minutes 24 seconds East, a distance of 40.00 feet, to the Northwest corner of Rosewood Hills - 8th Plat, a subdivision of record, said point also being on the East Right-of-Way line of Dillingham Road, as now established and the Point of Beginning; thence North 00 degrees 59 minutes 44 seconds East, along said East Right-of-Way line, a distance of 290.04 feet; thence South 88 degrees 05 minutes 24 seconds East, a distance of 961.60 feet; thence North 01 degrees 54 minutes 36 seconds East, a distance of 290.00 feet to a point on the North line of said quarter quarter section; thence South 88 degrees 05 minutes 24 seconds East along said North line, a distance of 91.18 feet; thence

South 41 degrees 57 minutes 37 seconds East, a distance of 216.59 feet; thence South 30 degrees 22 minutes 23 seconds East, a distance of 128.44 feet; thence South 43 degrees 15 minutes 19 seconds East, a distance of 142.64 feet to a point on the North line of said Rosewood Hills - 8th Plat; thence along the North line of said subdivision the following five (5) courses; South 46 degrees 44 minutes 41 seconds West, a distance of 22.75 feet; thence South 01 degrees 54 minutes 36 seconds West, a distance of 233.65 feet; thence North 88 degrees 05 minutes 24 seconds West, a distance of 120.00 feet; thence North 01 degrees 54 minutes 36 seconds East, a distance of 35.08 feet; thence North 88 degrees 05 minutes 24 seconds West, a distance of 1231.97 feet to the Point of Beginning. Containing 10.55 acres.

Read two times and PASSED by the Board of Aldermen this \_\_\_day of\_\_\_\_\_, 2018, the aye and nay votes being recorded as follows:

ALDERMAN BAMMAN	_____	ALDERMAN COLEMAN	_____
ALDERMAN HEADLEY	_____	ALDERMAN STRATTON	_____
ALDERMAN TOTTON	_____	ALDERMAN WEST	_____

Mayor \_\_\_\_\_ (in the event of a tie only)

Approved as to form:

\_\_\_\_\_  
James Cook, City Attorney

\_\_\_\_\_  
Mike Todd, Mayor

ATTEST:

\_\_\_\_\_  
Theresa Osenbaugh, City Clerk

# FINAL PLAT ROSEWOOD HILLS-9TH PLAT, PHASE A LOTS 510 THRU 541 & TRACTS C & D Part of Section 22, Township 49, Range 30 Grain Valley, Jackson County, Missouri

### GENERAL NOTES:

- Tracts C and D shall be a "Grading, Drainage, Utility & Conservation Easement" to be owned and maintained by the Homeowner's Association.

### SURVEY NOTES:

- Denotes Found Monumentation as noted.
- Set 5/8" Iron Bar with Aluminum Cap at each "break point" of the plat boundary.
- All rear lot corners to be set with 1/2" Iron Bars with plastic cap unless otherwise noted.
- Curbs to be marked at extension of lot lines.
- Street C/L to be marked with semi permanent monumentation.
- The Parent Tract for this Survey is Document No. 20040017303 & 20050018157.
- This Survey meets or exceeds the accuracy standards of an "Urban Property" Survey.
- Bearings are based on Missouri State Plane Grid.
- Title Report by Stewart Title Company, Report No. 01109-49643, Dated August 12, 2016, was used in the preparation of this survey.
- The 100-year flood boundary as shown was taken from: FEMA NFP FRM, Flood Insurance Rate Map, Jackson County, Missouri and Incorporated Areas, Panel 337 of 625, Map Number 29095003376, effective date January 20, 2017.

### KEY:

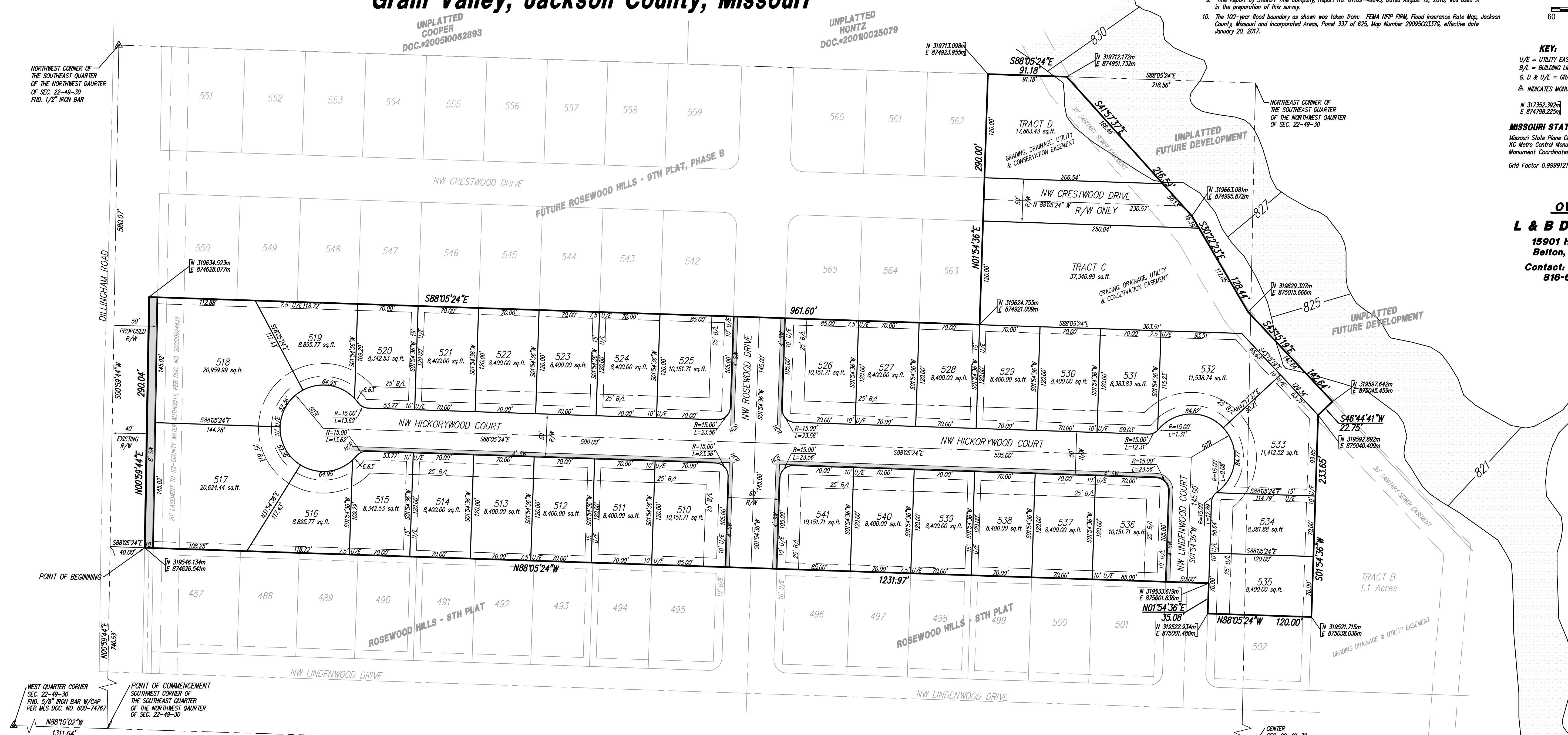
- U/E = UTILITY EASEMENT
- B/L = BUILDING LINE
- G, D & U/E = GRADING, DRAINAGE & UTILITY EASEMENT
- △ INDICATES MONUMENT FOUND

N 317352.392m  
E 874798.223m  
= MISSOURI STATE PLANE COORDINATES

MISSOURI STATE PLANE COORDINATES:  
Missouri State Plane Coordinates, were obtained using  
KC Metro Control Monument, JA-04  
Monument Coordinates = N 320,118.902 m  
E 875,130.560 m  
Grid Factor 0.9999121, Date 2003.

### OWNER

**L & B Development**  
15901 Harold Drive  
Belton, MO. 64012  
Contact: Bob Schmidt  
816-679-8238



### PROPERTY DESCRIPTION:

All that part of the North Half of Section 22, Township 49, Range 30, in the City of Grain Valley, Jackson County, Missouri more particularly described as follows:

Commencing at the Southwest corner of the Southeast quarter of the Northwest quarter of said Section 22, thence North 00 degrees 59 minutes 44 seconds East, along the West line of said quarter quarter section, a distance of 740.53 feet; thence South 88 degrees 05 minutes 24 seconds East, a distance of 40.00 feet, to the Northwest corner of Rosewood Hills - 8th Plat, a subdivision of record, said point also being on the East Right-of-Way line of Dillingham Road, as now established and the Point of Beginning; thence North 00 degrees 59 minutes 44 seconds East, along said East Right-of-Way line, a distance of 290.04 feet; thence South 88 degrees 05 minutes 24 seconds East, a distance of 961.60 feet; thence North 01 degrees 54 minutes 36 seconds East, a distance of 290.00 feet to a point on the North line of said quarter quarter section; thence South 88 degrees 05 minutes 24 seconds East along said North line, a distance of 91.18 feet; thence South 41 degrees 57 minutes 37 seconds East, a distance of 216.59 feet; thence South 30 degrees 22 minutes 23 seconds East, a distance of 128.44 feet; thence South 43 degrees 15 minutes 19 seconds East, a distance of 142.64 feet to a point on the North line of said Rosewood Hills - 8th Plat; thence along the North line of said subdivision the following five (5) courses: South 46 degrees 14 minutes 41 seconds West, a distance of 22.75 feet; thence South 01 degrees 54 minutes 36 seconds West, a distance of 233.65 feet; thence North 88 degrees 05 minutes 24 seconds West, a distance of 120.00 feet; thence North 01 degrees 54 minutes 36 seconds East, a distance of 35.08 feet; thence North 88 degrees 05 minutes 24 seconds West, a distance of 1231.97 feet to the Point of Beginning. Containing 10.55 acres.

### EASEMENTS:

An easement or license is hereby granted to the City of Grain Valley to locate, construct and maintain or to authorize the location, construction and maintenance of conduits, gas, water, sewer lines, poles, wires, anchors and surface drainage and all or any of them over, under and along the strips of land designated as "Utility Easement" or by the abbreviation "U/E" on the accompanying plat. Areas designated as "Grading Easement" and "Drainage Easement" or by the abbreviation "G, D" and "D, U/E" shall be reserved exclusively for the purpose of storm water drainage, grading, or for the purpose of constructing, maintaining, operating, removing and replacing storm water drainage facilities in accordance with plans and specifications approved by the City Engineer of the City of Grain Valley. No fence, wall, planting, building or other obstruction may be placed or maintained in said easement hereby dedicated and there shall be no alteration of the grades or contours of said easement without the approval of the City of Grain Valley. No obstruction may be placed in said drainage way which would prevent vehicles from traveling on said drainage way for maintenance purposes.

The Developer, Builder or Property Owner is prohibited from constructing or placing any structure, amenity, fence, retaining wall or landscape feature or grading, altering, clearing or grubbing, improving the terrain or other natural features; or dumping any materials in the areas of land designated as "Conservation Easement" or by the abbreviation "C/E" on the accompanying plat unless prior written approval is provided by the City of Grain Valley.

### STREETS:

Street right-of-way shown on the accompanying plat not heretofore dedicated to public use is hereby dedicated.

### DEDICATION:

The undersigned proprietors of the above described tract of land have caused the same to be subdivided in the manner shown on the accompanying plat, which subdivision shall hereafter be known as "ROSEWOOD HILLS - 9TH PLAT, PHASE A".

In testimony whereof, L & B Development, Inc., a Missouri Corporation, has caused these presents to be signed by its President and its Corporate Seal affixed this \_\_\_\_\_ day of \_\_\_\_\_.

President - Larry Potts  
Secretary - Bob Schmidt

State of Missouri )  
County of Jackson )

On this \_\_\_\_\_ day of \_\_\_\_\_, before me personally appeared Larry Potts who being by me sworn did say that he is President of L & B Development, Inc., a Missouri Corporation, and that the seal affixed to the foregoing instrument is the Company Seal of said Corporation and that said instrument was signed in behalf of said Corporation by authority of its Board of Directors and to be the free act and deed of said Corporation.

In witness whereof, I have hereunto set my hand and affixed my Notarial Seal at my office the day and year last above written.

Notary Public in and for Jackson County, Missouri

This plat of ROSEWOOD HILLS - 9TH PLAT, PHASE A has been submitted to and approved by the Grain Valley Planning and Zoning Commission this \_\_\_\_\_ day of \_\_\_\_\_.

Chairman - Debbie Saffell  
Secretary - Kevin Browning

These easements and rights-of-way accepted by the Governing Body of Grain Valley, Missouri this \_\_\_\_\_ day of \_\_\_\_\_.

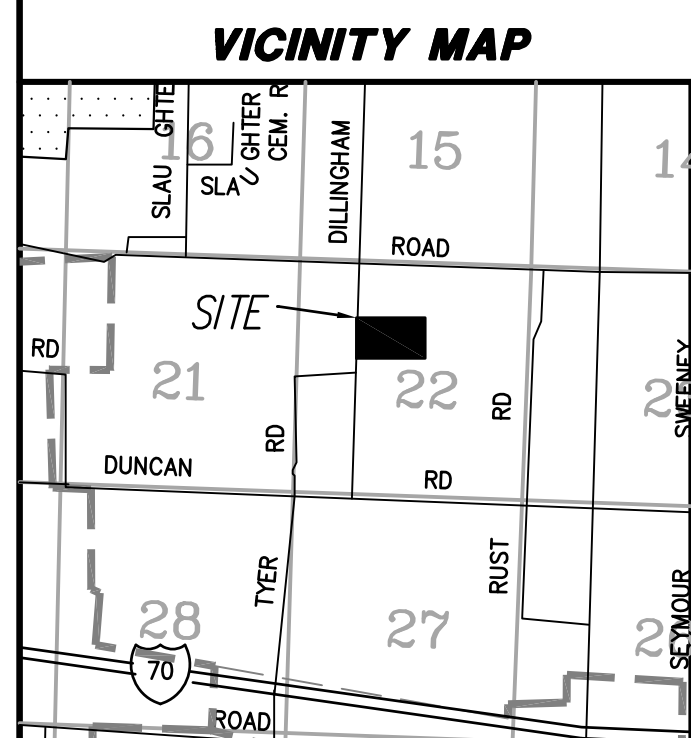
Mayor - Mike Todd  
City Clerk - Theresa Osenbaugh

### APPROVED BY JACKSON COUNTY ASSESSOR:

By \_\_\_\_\_  
Date \_\_\_\_\_

I hereby certify that the within plat of ROSEWOOD HILLS - 9TH PLAT, PHASE A is based on an actual survey made by me or under my direct supervision and that said survey meets or exceeds the current MINIMUM STANDARDS FOR PROPERTY BOUNDARY SURVEYS as adopted by the Missouri Board for Architects, Professional Engineers, and Land Surveyors and the Missouri Department of Natural Resources further certify that the Section and Sectional Subdivision corner monuments and survey boundary corner monuments were either found or set as indicated on this plat; that I know with all State and City of GRAIN VALLEY statutes, ordinances and regulations governing the practice of surveying and plotting of subdivisions to the best of my knowledge and belief.

Brandon E. Ludwig, LS-2006016633  
AUGUST 13, 2018  
IF THIS IS NOT A BLUE INK SEAL AND THE SIGNATURE IN BLUE INK, THIS PLAN IS A COPY AND MAY CONTAIN UNAUTHORIZED ALTERATIONS. THE CERTIFICATION CONTAINED ON THIS DOCUMENT SHALL NOT APPLY TO ANY COPIES.



INTENTIONALLY LEFT BLANK



# PRELIMINARY PLAT

## ROSEWOOD HILLS - 8th, 9th & 10th Plats

### LOTS 451 thru 565 and TRACTS A thru D

### Part of Section 22, Township 49, Range 30

### GRAIN VALLEY, JACKSON COUNTY, MISSOURI

**OWNER**  
L & B Development  
15901 Harold Drive  
Belton, MO 64012

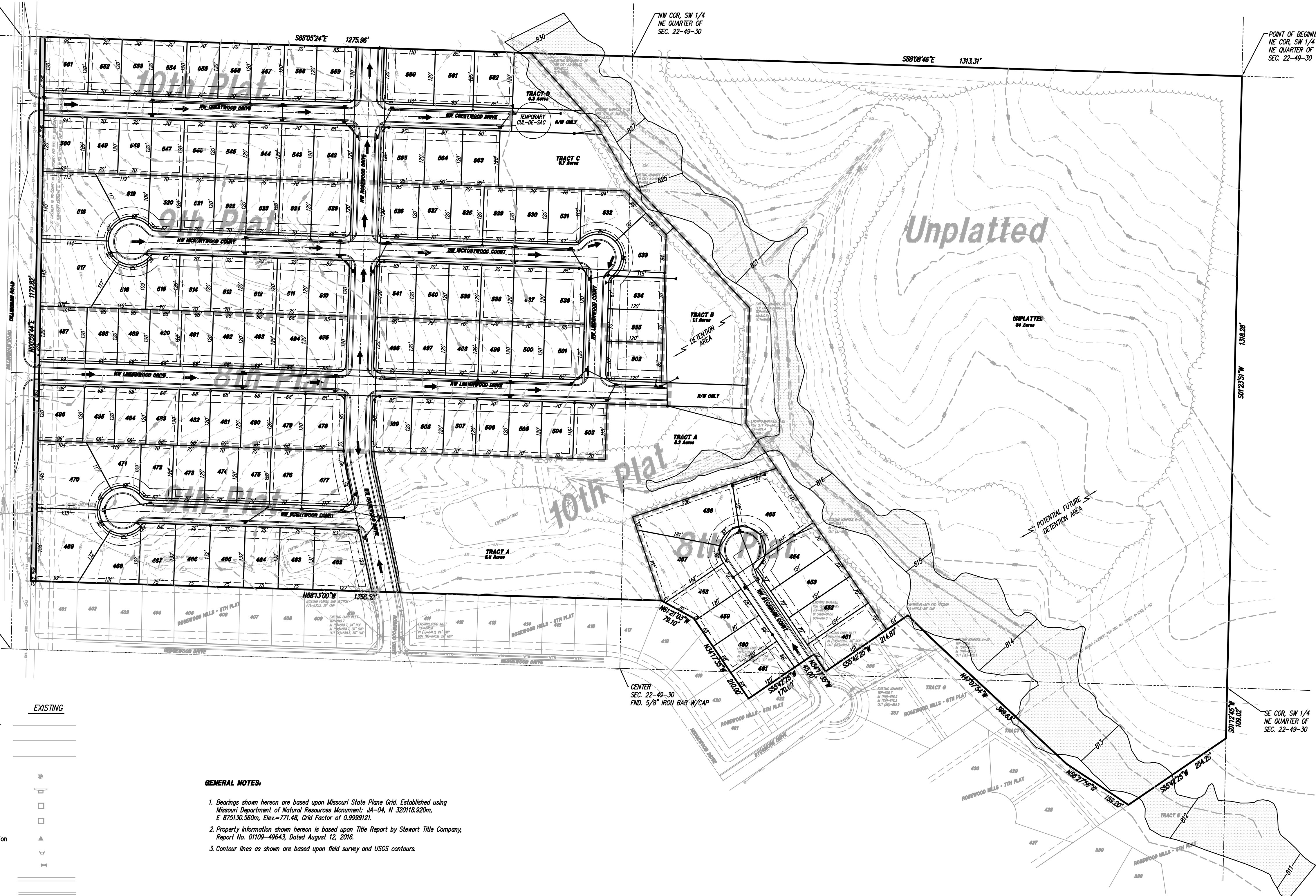
Contact: Bob Schmidt  
816-679-8238  
rymeg@att.net

120 0 120  
SCALE IN FEET

NW COR. SE 1/4  
NW QUARTER OF  
SEC. 22-49-30

NW COR. SW 1/4  
NE QUARTER OF  
SEC. 22-49-30

POINT OF BEGINNING  
NE COR. SW 1/4  
NE QUARTER OF  
SEC. 22-49-30



**LEGAL DESCRIPTION (Remaining Property):**

All that part of the Northwest Quarter, all that part of the Northeast Quarter, and all that part of the Southeast Quarter all in Section 22, Township 49 Range 30 in Grain Valley, Jackson County, Missouri more particularly described as follows:

Beginning at the Northeast Corner of the Southwest Quarter of said Northeast Quarter of said Section 22; thence South 01 degrees 23 minutes 51 seconds West along the East Line of said Southwest Quarter of said Northeast Quarter a distance of 1318.28 feet to the Southeast Corner of said Quarter-Quarter Section; thence continuing along the East Line of the Northwest Quarter of the Southwest Quarter of said Section 22, South 01 degrees 12 minutes 45 seconds West a distance of 100.02 feet to point on the Northern Line of ROSEWOOD HILLS - 5th PLAT, a subdivision of record in said city, county and state; thence in a northeasterly direction along the Northern Line of said ROSEWOOD HILLS - 5th PLAT and also along the Northern Line of ROSEWOOD HILLS - 6th PLAT, a subdivision of record said city, county and state, the following nine (9) courses; South 55 degrees 42 minutes 25 seconds West a distance of 254.25 feet; thence North 56 degrees 27 minutes 56 seconds West a distance of 159.20 feet; thence North 47 degrees 07 minutes 54 seconds West a distance of 399.63 feet; thence South 55 degrees 42 minutes 25 seconds West a distance of 214.87 feet; thence North 34 degrees 17 minutes 35 seconds West a distance of 45.00 feet; thence South 55 degrees 42 minutes 25 seconds West a distance of 170.00 feet; thence North 34 degrees 17 minutes 35 seconds West a distance of 210.00 feet; thence North 61 degrees 21 minutes 03 seconds West a distance of 79.10 feet; thence North 88 degrees 13 minutes 00 seconds West a distance of 1352.52 feet to the Northwest Corner of said ROSEWOOD HILLS - 6th PLAT, said Corner being on the East right-of-way Line of Dillingham Road as now established; thence North 00 degrees 59 minutes 44 seconds East along the East right-of-way Line of said Dillingham Road, said line being 40 feet East of a parallel to the West Line of the Southwest Quarter of the Northwest Quarter of said Section 22 a distance of 1172.92 feet to a Point on the North Line of said Quarter-Quarter Section; thence South 88 degrees 05 minutes 24 seconds East along the North Line of said Quarter-Quarter Section a distance of 1275.96 feet to Northeast Quarter of said Quarter-Quarter Section; thence South 88 degrees 08 minutes 46 seconds East along the North Line of Southwest Quarter of the Northwest Quarter of said Section 22 a distance of 1313.31 feet to the Point of Beginning.

Containing 74.8 acres.

**STREETS:**

Rosewood Drive shall be a residential collector street and shall have a right-of-way width of 60.00 feet and a pavement width of 36 feet back of curb to back of curb. Curb and gutter shall be APWA Type C01, straight back curb and gutter.

All other streets within the subdivision shall be standard residential streets, and shall have a right-of-way width of 50.00 feet and a pavement width of 28 feet back of curb to back of curb. Curb and gutter shall be APWA Type C02, roll back curb and gutter.

Dillingham Road shall have an additional 10.00 feet of right-of-way dedicated as part of this development. There shall be no driveway access to Dillingham Road.

The street connections to Dillingham Road will have deceleration and acceleration lanes provided on Dillingham Road.

**SIDEWALKS:**

Sidewalks shall be installed on both sides of Rosewood Drive (collector street) and on one side of all other streets (residential streets). An 8-foot walking trail to be installed along the east side of Dillingham Road.

**BUILDING LINES:**

A minimum 25-foot front yard set-back shall be required along all streets. The rear yard set-back shall be a minimum of 30 feet; side yard set-back shall be a minimum of 8 feet.

**SANITARY SEWERS:**

A complete and usable sanitary sewer system shall be constructed to provide service to each lot within the subdivision. Said system shall be designed and constructed in accordance with APWA, City of Grain Valley and MoDNR standards and specifications. The proposed sanitary sewer system shall connect to the existing Grain Valley North Interceptor sanitary sewer.

**WATER DISTRIBUTION SYSTEM:**

A complete and usable water distribution system shall be constructed so as to provide service and the protection to each lot within the subdivision. Said system shall be designed and constructed in accordance with APWA, AWWA, City of Grain Valley and MoDNR standards and specifications. The proposed water distribution system shall connect to the existing 8-inch mains in Rosewood Hills. All new mains shall also be 8-inch.

**STORM WATER MANAGEMENT:**

A Storm Sewer and Storm Drainage System shall be provided to adequately serve the development. The enclosed storm sewer system shall have the capacity to handle runoff from a 10-year storm. The system shall also be capable of safely routing through the development the additional runoff from a 100-year storm. Surface swales shall be provided over storm sewers to carry additional runoff. Where a storm sewer runs parallel to the street, the street shall serve as the surface swale.

Storm water detention and storm water quality requirements shall be met by the development. It is anticipated that storm water detention shall be provided on Tracts A thru D. If additional detention area is required, it will be provided in the property to the East of the development identified as "Unplatted" on this drawing. At such time as storm water detention is required and developed in this area, the property shall be platted.

**EROSION CONTROL:**

The Developer shall be responsible for erosion control within the boundaries of the development. Erosion control shall become the responsibility of the individual lot owner at such time as the lot owner takes possession of the lot.

**EASEMENTS:**

Utility easements shall be provided upon completion of construction plans. Said easements shall be incorporated on the Final Plat.

**COMMON AREA:**

Tracts A, B, C and D shall be "Common Area" and shall be owned and maintained by the subdivision Homeowner's Association.

**STREAM BUFFER:**

The existing streams located within the boundary of the property shall have their centerline delineated and a "stream buffers" established as required for protection of the natural streams for the conveyance of stormwater. No construction or disturbance of any type, including clearing, grubbing, stripping, fill, excavation linear grading, etc. is allowed in the buffer zone.

**WETLANDS AND EPHEMERAL STREAMS:**

Wetlands and ephemeral streams have been identified on the property. A Preliminary Jurisdictional Determination stated the unnamed tributary to Swinney Branch and the adjacent wetlands are jurisdictional waters of the United States. An Environmental Assessment performed by Habitat Architects has also identified jurisdictional areas. Any land disturbance within these areas is subject to permitting requirements as determined by USACE and MoDNR.

**FLOOD BOUNDARY:**

The 100-year flood boundary as shown was taken from: FEMA NFIP FIRM, Flood Insurance Rate Map, Jackson County, Missouri and Incorporated Areas, Panel 337 of 625, Map Number 29050C03370, effective date January 20, 2017.

**MINIMUM BASEMENT FLOOR ELEVATION:**

All lots adjacent to the 100-year Flood Boundary shall have a Minimum Basement Floor (MBF) elevation of 1 foot above the adjacent Flood boundary elevation.

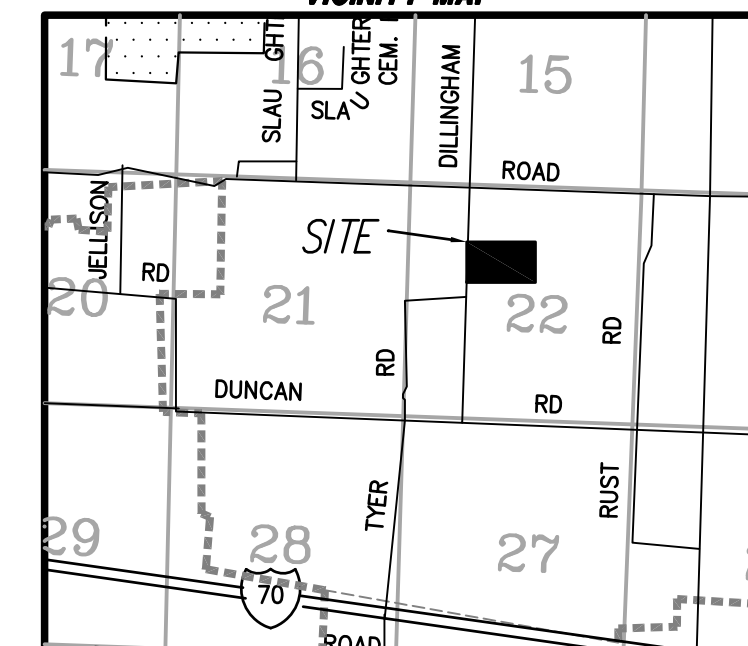
**PROJECT DATA SUMMARY:**

Total Area of Site = 74.8 acres  
Area to Remain Unplatted = 34 Acres  
Area to be Developed = 40.8 Acres  
Total Common Area = 12.2 acres  
Total Number of Lots = 115  
Average Density of Development = 2.82 Lots/Acre  
Property is currently zoned R-1, Single Family Residential.

**PROPOSED DEVELOPMENT SCHEDULE**

8th Plat - Lots 451 thru 461, Lots 478 thru 509 (Spring 2017)  
9th Plat - Lots 462 thru 477, Lots 510 thru 541 (Fall 2017)  
10th Plat - Lots 542 thru 565, Tracts A, B, C & D (Spring 2018)

**VICINITY MAP**



**GENERAL NOTES:**

- Bearings shown herein are based upon Missouri State Plane Grid. Established using Missouri Department of Natural Resources Monument: JA-04, N 320118.920m, E 875130.560m, Elev=771.48, Grid Factor of 0.9999121.
- Property information shown herein is based upon Title Report by Stewart Title Company, Report No. 01109-49643, Dated August 12, 2016.
- Contour lines as shown are based upon field survey and USGS contours.

PROPOSED	KEY	EXISTING
	Sanitary Sewer	
	Storm Sewer	
	Water	
	Manhole	
	Catch Basin	
	Junction Box	
	Field Inlet	
	Flared End Section	
	Fire Hydrant	
	Water Valve	
	Sidewalk	
	2' Curb	
	Existing Grades	
	Building Line	
	Utility Easement	
	Finish Drainage Flow	
	Approximate location 100-year Flood Boundary (See Note)	

<p><b>LADWIG &amp; ASSOCIATES, L.L.C.</b> LAND SURVEYORS 35004 E. 235th Street Pleasant Hill, MO 64080 816-509-6621</p>	<p>Missouri Certificate of Authority Land Surveying - LS-2012028511</p>	<p>LESLIE B. HAMILTON, P.E. FEBRUARY 10, 2017 MO E-22616</p>	<p>AFINIS CORP. 7401 W 129th STREET, SUITE 110 OVERLAND PARK, KS 66213 913-239-1100 MISSOURI CERTIFICATE OF AUTHORITY ENGINEERING - #2000175356</p>
<p>PRELIMINARY PLAT</p>	<p>ROSEWOOD HILLS PROPERTY LOTS 451 THRU 565 GRAIN VALLEY - JACKSON COUNTY - MISSOURI</p>	<p>16-123-PLT1_LAL14</p>	<p>DATE DECEMBER 30, 2016</p>
<p>1</p>	<p>1</p>	<p>1</p>	<p>1</p>

INTENTIONALLY LEFT BLANK



DILLINGHAM

TYER

TYER

TYER

DILLINGHAM

HEDGECREEK

HEDGECREEK

SWEEPCREEK

SWEEPCREEK

ROSEWOOD

PERSIMMON

HAWTHORN

POPPIN

N

1 inch = 300 feet

Feet

0 150 300

INTENTIONALLY LEFT BLANK

# *Resolutions*

INTENTIONALLY LEFT BLANK

**CITY OF GRAIN VALLEY  
BOARD OF ALDERMEN AGENDA ITEM**

<b>MEETING DATE</b>	09/24/2018	
<b>BILL NUMBER</b>	R18-40	
<b>AGENDA TITLE</b>	<b>A RESOLUTION BY THE BOARD OF ALDERMEN OF THE CITY OF GRAIN VALLEY AUTHORIZING THE CITY ADMINISTRATOR TO PURCHASE A MODULAR LIQUID SPRAY SYSTEM</b>	
<b>REQUESTING DEPARTMENT</b>	Community Development	
<b>PRESENTER</b>	Rick Arroyo, Director of Community Development	
<b>FISCAL INFORMATION</b>	Cost as recommended:	\$11,978.00
	Budget Line Item:	210-55-78500
	Balance Available	\$12,000.00
	New Appropriation Required:	<input type="checkbox"/> Yes <input checked="" type="checkbox"/> No
<b>PURPOSE</b>	To replace an aging piece of vital snow removal equipment	
<b>BACKGROUND</b>	This is a budgeted capital item approved in the 2018 Fiscal Year Budget.	
<b>SPECIAL NOTES</b>	None	
<b>ANALYSIS</b>	None	
<b>PUBLIC INFORMATION PROCESS</b>	The Board of Aldermen held work sessions on 10/24/2017, 11/01/2017, and 11/13/2017 to discuss the 2018 Fiscal Year Budget; and the budget was approved on 12/11/2017 via Ordinance #2427.	
<b>BOARD OR COMMISSION RECOMMENDATION</b>	None	
<b>DEPARTMENT RECOMMENDATION</b>	Staff Recommends Approval	

**REFERENCE DOCUMENTS  
ATTACHED**

Resolution, Memo, and Quotes



**CITY OF  
GRAIN VALLEY**

**STATE OF  
MISSOURI**

*September 24, 2018*

RESOLUTION NUMBER  
R18-40

SPONSORED BY:  
*ALDERMAN COLEMAN*

**A RESOLUTION BY THE BOARD OF ALDERMEN OF THE CITY OF GRAIN VALLEY,  
MISSOURI AUTHORIZING THE CITY ADMINSTRATOR TO PURCHASE A MODULAR  
LIQUID SPRAY SYSTEM**

**WHEREAS**, the Board of Aldermen of the City of Grain Valley, Missouri is dedicated to employee and public safety; and

**WHEREAS**, the replacement of this piece of equipment is a scheduled replacement per the Vehicle and Equipment Replacement Program (VERP); and

**WHEREAS**, the Board of Alderman has set the funds aside for this purchase in the 2018 Fiscal Year Budget via Ordinance #2427; and

**WHEREAS**, the purchase of this equipment via solicitation of bids falls within the specified guidelines of the City's Purchasing Policy.

**NOW THEREFORE, BE IT RESOLVED** by the Board of Aldermen of the City of Grain Valley, Missouri as follows:

**SECTION 1:** The City Administrator is hereby authorized to purchase a modular liquid spray system as quoted from Knapheide Truck Equipment Kansas City.

*PASSED and APPROVED, via voice vote, (-) this \_\_ Day of \_\_\_\_\_, 2018.*

---

Mike Todd  
Mayor

ATTEST:

---

Theresa Osenbaugh  
City Clerk

INTENTIONALLY LEFT BLANK

# Memorandum

**To:** Rick Arroyo, Director of Community Development; Ryan Hunt, City Administrator  
**CC:** Ken Murphy, Assistant City Administrator  
**From:** Andrew Woltz, Mechanic  
**Date:** 09/12/2018  
**Re:** Liquid Spray System

---

The current liquid spray system is due for replacement per the VERP (Vehicle Equipment Replacement Program). Due to the harsh salt environment in which it is used, the spray system has severe rust and needs replacement. A new liquid spray system that is modular in design was identified as the best replacement for the flexibility of the system. A modular system with one pump and two tanks will allow for the new system to be used with smaller or larger trucks, depending on the need and weather conditions.

A request for proposals was sent out in accordance with the City's purchasing policy and the results came back as follows:

American Equipment: \$18,937.00-Did not meet bidding specifications  
Kranz of Kansas City: \$13,077.00-Did not meet bidding specifications  
Knapheide Truck Equipment: \$11,978.00  
Viking-Cives MW: \$11,196.25- Did not meet bidding specifications

Viking-Cives MW was contacted to see how much it would cost to meet the correct bidding specifications, the quote was \$4,800. This would place Viking-Cives' bid at more than fifteen thousand nine hundred dollars. My recommendation is to accept Knapheide Truck Equipment's proposal for \$11,978.00. Knapheide's price includes a GPS option for more precise control of application of material.

Respectfully Submitted,

Andrew Woltz, Mechanic

INTENTIONALLY LEFT BLANK

# American

EQUIPMENT CO.  
 3250 Harvester Road  
 Kansas City, Kansas 66115  
 (Phone) 913-342-1450 (Fax) 913-342-1377  
 sales@americanequipment.us

## QUOTATION

DATE	Quotation #
8/13/2018	081318/3JB

NAME / ADDRESS
City of Grain Valley 711 Main Street Grain Valley, MO 64029

TO CONFIRM ORDER
Quote Accepted by _____
Date _____
P.O. # _____

LEAD TIME	TERMS	REP	FOB	PHONE	FAX #
45 - 60 days	Due on Rece...	JLB	KC,KS	816-847-6200	816-847-0254

QTY	ITEM	DESCRIPTION	U/M	COST	Total
1	300	Varitech anti-ice system: - 305 gallon capacity - No Transfer or Pumping Stations Needed Standard system includes integrated liquid loading, unloading and transfer functions - Ultra-Compact Design Revolutionary design allows easy transfer between all standard pickup bodies and flatbeds - Unique Spray Bar Mounting and Storage Complete adaptability allows users to go from storage to use in seconds with this exclusive receiver hitch style mounting system - Heavy-Duty 5.5 hp Honda Engine Power needed for the most demanding applications - Built-In Forklift Pocket Fast and simple loading and unloading with lift system - High Flow Pump with 1, 2, or 3 Lane Spray Boom Systems Pump produces 88 GPM at 40 psi, which is capable of up to 60 gallons per single lane. - In-cab controls for on/off for fluid flow & adjustment as well as GPS option NOTE: Honda engine on/off & choke is at the engine - Tie downs ALL OF THE ABOVE INSTALLED		9,270.00	9,270.00

Quoted by John Blogin	<b>Total</b>
-----------------------	--------------

# American

EQUIPMENT CO.  
 3250 Harvester Road  
 Kansas City, Kansas 66115  
 (Phone) 913-342-1450 (Fax) 913-342-1377  
 sales@americanequipment.us

## QUOTATION

DATE	Quotation #
8/13/2018	081318/3JB

NAME / ADDRESS
City of Grain Valley 711 Main Street Grain Valley, MO 64029

TO CONFIRM ORDER
Quote Accepted by _____
Date _____
P.O. # _____

LEAD TIME	TERMS	REP	FOB	PHONE	FAX #
45 - 60 days	Due on Rece...	JLB	KC,KS	816-847-6200	816-847-0254

QTY	ITEM	DESCRIPTION	U/M	COST	Total
1	300	Varitech anti-ice system: - 535 gallon capacity - No Transfer or Pumping Stations Needed Standard system includes integrated liquid loading, unloading and transfer functions - Ultra-Compact Design Revolutionary design allows easy transfer between all standard pickup bodies and flatbeds - Unique Spray Bar Mounting and Storage Complete adaptability allows users to go from storage to use in seconds with this exclusive receiver hitch style mounting system - Heavy-Duty 5.5 hp Honda Engine Power needed for the most demanding applications - Built-In Forklift Pocket Fast and simple loading and unloading with lift system - High Flow Pump with 1, 2, or 3 Lane Spray Boom Systems Pump produces 88 GPM at 40 psi, which is capable of up to 60 gallons per single lane. - In-cab controls for on/off for fluid flow & adjustment as well as GPS option NOTE: Honda engine on/off & choke is at the engine - Tie downs ALL OF THE ABOVE INSTALLED OPTION: GPS for both systems (ADD \$ 1,050)		9,667.00	9,667.00

Quoted by John Blogin	<b>Total</b>	\$18,937.00
-----------------------	--------------	-------------

This quote is valid for 30 days. Applicable taxes not included.



22956 Hwy 61  
 PO Box 295  
 Morley, MO 63767  
 Phone: 573-262-3545  
 Fax: 573-262-3369

# Quote

Quote #	Date
164522	08/16/18

Customer			
CITY OF GRAIN VALLEY 711 MAIN STREET			
GRAIN VALLEY	MO	64029	

Ship To			
CITY OF GRAIN VALLEY 405 JAMES ROLLO DR			
GRAIN VALLEY	MO	64029	

Customer PO	Terms	Sales Rep	Lead Time	Ship Via	FOB	VIN
bid	NET 30	DALE	08/16/18	CPU	OAK GROVE	

Item	Description	Ordered	UOM	Price Per	Total Price
------	-------------	---------	-----	-----------	-------------

SALES	Description	1.00	EA	10,696.25	10,696.25
-------	-------------	------	----	-----------	-----------

2.8 Honda gas engine with .75" 3 way control valve assembly with in line strainer, .75" liquid flowmeter and 3 way directional valve mounted on steel skid plate platform, 550 gallon tank and 8' powder coated frame stand.  
 3037804 3HP gas engine 25gpm assembly includes 20' of .75" hose, 10' of 1" hose, 1" tank shut off valve,  
 quick disconnects for suction line and spray bar. Includes single lane PVC spray bar and 2" hitch receiver mount,  
 ON/OFF control with momentary rate change switch and wiring harness.  
 Ratchet straps to secure 550 gallon tank to frame stand.  
 Assembly for use with automatic ground speed controller.

325 gallon tank with integrated plastic feet  
 Black powder coat subframe with stand - 8' to mount 325 gallon tank.  
 Ratchet straps for tie down of 325 gallon tanks to subframe stand

Hose reel kit with 50' of 3/8" hose and hand spray gun with adjustable spray nozzle.  
 Integrated pressure switch activates pump on demand.

1 lane stainless steel spray bar only with mounting hardware.  
 Upgrade charge to switch out PVC spray bar with SS spray bar

Micro Track automatic ground speed controller



22956 Hwy 61  
 PO Box 295  
 Morley, MO 63767  
 Phone: 573-262-3545  
 Fax: 573-262-3369

# Quote

Quote #	Date
164522	08/16/18

Customer			
CITY OF GRAIN VALLEY 711 MAIN STREET			
GRAIN VALLEY	MO	64029	

Ship To			
CITY OF GRAIN VALLEY 405 JAMES ROLLO DR			
GRAIN VALLEY	MO	64029	

Customer PO	Terms	Sales Rep	Lead Time	Ship Via	FOB	VIN
bid	NET 30	DALE	08/16/18	GPU	OAK GROVE	

Item	Description	Ordered	UOM	Price Per	Total Price
------	-------------	---------	-----	-----------	-------------

(complete with GPS ground speed sensor and wiring harness).

Extra wiring harness for use with Micro Track ground speed controller for install on second truck

NOTES	Due to the nature of the bid specs, This system listed above is a custom built system and there is not a Part number available for reference. Attached to this quote is brochures from the manufacture to use as a reference with related products they offer.	1.00	EA	0.00	0.00
FREIGHT CHARGE	freight price is estimate only due to fluctuations in fuel prices. this price is estimated from mfg	1.00	EA	500.00	500.00

Prepared By: dwillis@vikingcivesmidwest.com

Memo:

Sub-Total	11,196.25
Shipping	0.000
Discount	0.00
Taxes	0.00
Total	11,196.25

Customer must fill out the information below before the order can be processed.

Accepted by: \_\_\_\_\_ Date: \_\_\_\_\_ P.O.#: \_\_\_\_\_

\*Quoted price does not include anv applicable taxes.

\*Terms are Due Upon Receipt unless prior credit

\*Terms for established accounts. NET 30 days

\*Please note if chassis is furnished. it is as a convenience and terms are Net Due on Receipt of Chassis





# QUOTE

The Best in Truck Equipment  
 2012 Television Place Kansas City, Mo 64126  
 816-231-9995 / Fax 816-920-6226

Date	8/17/18	Vehicle Make		Engine		W/B	
PO Number		Model		Trans.		Color	
Salesman	Chip	Year		C/A		Vin	
Customer	City of Grain Valley						
Contact name	Andrew Woltz						
Street address	711 S. Main St.						
City	Grain Valley						
ST	Mo, 64029						
End User							
Phone	816-847-6200						
Fax	816-847-6209						
E-mail							

Qty	Part Number	Description	Price	Total
1	Quote	Meyer Anti-icer <ul style="list-style-type: none"> <li>• 300 gallon poly tank</li> <li>• 5.5 HP Honda electric start engine</li> <li>• 5 port spray boom</li> <li>• Wireless control</li> <li>• No stand see literature</li> <li>• Tension bar to hold tank in bed</li> <li>• battery</li> <li>• installed</li> </ul>	\$6,977.00	\$6,977.00
1	Quote	Buyers Products Anti-icer <ul style="list-style-type: none"> <li>• 550 gallon poly tank</li> <li>• Metal frame w/ black powder coated stand</li> <li>• Manual control rate</li> <li>• Wired switch for on/off control</li> <li>• Honda gas engine ( pull start )</li> <li>• 25 gpm max flow rate</li> <li>• installed</li> </ul>	\$6,100.00	\$6,100.00
1	Option	GPS control for lane mile application control ( buyers unit only )	ADD	\$3,280.00
1	Option	Hose reel for spot spraying ( buyers unit only )	ADD	\$697.00
		<b>Total</b>		
		<b>Freight</b>		
		<b>Sales Tax</b>		
		<b>F.E.T.</b>		
		<b>Total</b>		

Customer Acceptance of above quotation is indicated by signature below.

Customers signature \_\_\_\_\_

Date. \_\_\_\_\_



Knapheide Truck Equipment  
 7200 NE 45th Street  
 Kansas City MO 64117  
 Phone: 816-472-4444  
 Fax: 816-472-5147  
 www.kansascity.knapheide.com

**QUOTATION**

Quote ID: TC00004726

Page 1 of 2

Customer: GRAIN VALLEY CITY OF  
 711 MAIN STREET  
 GRAIN VALLEY MO 64029

Quote Number: TC00004726  
 Quote Date: 8/13/2018  
 Quote valid until: 9/12/2018

Contact: ANDREW  
 Phone: 1-816-847-6200  
 Fax: 1-816-847-6209

By: Prepared tcummings  
 Salesperson: Tim Cummings  
 PO#:

**Enduser:**

<b>Make:</b>	<b>Model:</b>	<b>Year:</b>	<b>Single/Dual:</b>
<b>Cab Type:</b>	<b>Wheelbase:</b>	<b>Cab-to-Axle:</b>	<b>VIN:</b>

QTY	PART NUMBER	DESCRIPTION	UNIT PRICE	AMOUNT
1	TRYN TSA-300	SNOW EX 300 GALLON TANK / SKID	\$1,485.00	\$1,485.00
1	TRYN TSA-500	TRYNEX 500 GALLON TANK / SKID	\$1,691.00	\$1,691.00
2	TRYN UMK-200	UNIVERSAL MOUNTING KIT FOR TSA300/500/750/1250	\$247.00	\$494.00
1	TRYN HFD-200EX	DELUXE PUMP - GAS MOTOR DRIVEN W/ ELEC START - 25' VEHICLE HARNES	\$6,205.00	\$6,205.00
1	TRYN PBA-300-1	TRIPLE NOZZLE POLY BOOM	\$1,429.00	\$1,429.00
1	TRYN BRM-175	ADJUSTABLE BOOM RECEIVER MOUNT	\$149.00	\$149.00
			Quote Total:	\$11,453.00
			Discount:	\$0.00
			<b>Total Due(Sales tax not included):</b>	<b>\$11,453.00</b>

**The following options may be added:**

QUANTITY	DESCRIPTION	PRICE EACH	AMOUNT	ADD TO QUOTE
1	GPS ACCY FOR HFD-200 EX	\$525.00	\$525.00	Yes / No

**Notes:**

LIQUID ANTI ICE SPRAY SYSTEM BID

QUOTED "NOT INSTALLED" - DELIVERED TO CITY OF GRAIN VALLEY, MO.

This Quote is subject to the following terms and conditions:

**Pricing Policy**

- Price Quotation is good on orders received through the expiration date.
- Pricing quoted applies to chassis make/model originally provided and quantity quoted. Any change may result in price change.
- Orders are subject to all applicable state, local and federal excise taxes. Applicable taxes will be applied on final billing to customer upon completion of order.

**Payment Policy**

- Payment Terms are due upon receipt of signed quote unless prior credit agreement has been established at the time of order.
- Payment terms for customers with an established credit account will be Net 30 from date of invoice.
- Knapheide has right to assess late charges at 1.5% per month on all invoices that are 60 days or more past due.

**Return Policy**

- All sales are final. Purchased parts or products are non returnable.

**Cancellation Policy**

**CITY OF GRAIN VALLEY  
BOARD OF ALDERMEN AGENDA ITEM**

<b>MEETING DATE</b>	09/24/2018	
<b>BILL NUMBER</b>	R18-41	
<b>AGENDA TITLE</b>	<b>A RESOLUTION BY THE BOARD OF ALDERMEN OF THE CITY OF GRAIN VALLEY, MISSOURI AUTHORIZING THE CITY ADMINISTRATOR TO ENTER INTO A FORTY-EIGHT (48) MONTH LEASE AGREEMENT WITH RICOH AMERICAS CORPORATION FOR COPIER AND PRINTER EQUIPMENT</b>	
<b>REQUESTING DEPARTMENT</b>	Administration	
<b>PRESENTER</b>	Ryan Hunt, City Administrator	
<b>FISCAL INFORMATION</b>	Cost as recommended:	\$1,662.93
	Budget Line Item:	100-10-76490 100-20-76490 200-25-76490 210-55-76490 600-60-76490 600-65-76490
	Balance Available:	\$8,346
	New Appropriation Required:	<input type="checkbox"/> Yes <input checked="" type="checkbox"/> No
<b>PURPOSE</b>	To upgrade lease equipment for all City departments to include fax, scan, print and copy capabilities	

<b>BACKGROUND</b>	U.S. Communities is a nationwide strategic sourcing program designed by public purchasing professionals for use by government agencies and public-benefit not for profits throughout the country. RICOH Americas Corporation was awarded the bid for U.S. Communities to fulfill the office machines category. Over 81 suppliers were invited to participate in the Request for Proposal ranging across every manufacturer (i.e. Xerox, Canon, Konica-Minolta, Toshiba, Sharp, Panasonic, & etc.) as well as other dealers who represented multiple lines of equipment (Unisource, Datamax & etc).
<b>SPECIAL NOTES</b>	The existing contract expired June 30, 2018; however, some existing equipment is not compatible with the upgrade to Microsoft Office360. The updated equipment will allow all machines to function with Microsoft Office360.
<b>ANALYSIS</b>	The City's current monthly fee is \$1,602.59. The new monthly fee will be \$1,662.93. The black and white usage rates per page has decreased from \$0.008 to \$0.0074.
<b>PUBLIC INFORMATION PROCESS</b>	None
<b>BOARD OR COMMISSION RECOMMENDATION</b>	None
<b>DEPARTMENT RECOMMENDATION</b>	Staff Recommends Approval
<b>REFERENCE DOCUMENTS ATTACHED</b>	Resolution & Lease Agreement

**CITY OF  
GRAIN VALLEY**

**STATE OF  
MISSOURI**

RESOLUTION NUMBER  
R18-41

SPONSORED BY:  
*ALDERMAN WEST*

**A RESOLUTION BY THE BOARD OF ALDERMEN OF THE CITY OF GRAIN VALLEY, MISSOURI AUTHORIZING THE CITY ADMINISTRATOR TO ENTER INTO A FORTY-EIGHT (48) MONTH LEASE AGREEMENT WITH RICOH AMERICAS CORPORATION FOR COPIER AND PRINTER EQUIPMENT**

**WHEREAS**, the Board of Aldermen adopted Resolution 06-28 establishing purchasing procedures for the City of Grain Valley, Missouri; and

**WHEREAS**, the Board of Aldermen of the City of Grain Valley, Missouri must approve all agreements; and

**WHEREAS**, State of Missouri Statute Title VI, Chapter 70 permits powers of political subdivisions to cooperate or contract with governmental units; and

**WHEREAS**, RICOH Americas Corporation has been awarded the bid for U.S. Communities to fulfill the office machines category.

**NOW THEREFORE, BE IT RESOLVED** by the Board of Aldermen of the City of Grain Valley, Missouri as follows:

**SECTION 1:** The City Administrator is hereby authorized to enter into a forty-eight (48) month lease agreement with RICOH Americas Corporation for copier and printer equipment.

**SECTION 2:** Said agreement is attached hereto as Exhibit "A" and is incorporated by reference herein.

*PASSED and APPROVED, via voice vote, (-) this \_\_ Day of \_\_\_\_\_, 2018.*

---

Mike Todd  
Mayor

ATTEST:

---

Theresa Osenbaugh  
City Clerk

INTENTIONALLY LEFT BLANK

### CUSTOMER INFORMATION

Full Legal Name GRAIN VALLEY, CITY OF				
Address 711 S MAIN ST				
City GRAIN VALLEY	State MO	Zip 64029-9777	Contact RYAN HUNT	Telephone Number (816)847-6290
Federal Tax ID Number 440663878 <i>(Do Not Insert Social Security Number)</i>	Facsimile Number		E-mail Address RHUNT@CITYOFGRAINVALLEY.ORG	

This U.S. Communities Master Lease Agreement (“Lease Agreement”) has been written in clear, easy to understand English. When we use the words “you”, “your” or “Customer” in this Lease Agreement, we mean you, our customer, as indicated above. When we use the words “we”, “us” or “our” in this Lease Agreement, we mean Ricoh USA, Inc. (“Ricoh”) or, if we assign this Lease Agreement or any Schedules executed in accordance with this Lease Agreement, pursuant to Section 13 below, the Assignee (as defined below). Our corporate office is located at 70 Valley Stream Parkway, Malvern, Pennsylvania 19355.

- Agreement.** This Lease Agreement is executed pursuant to the contract by and between Ricoh Americas Corporation and Fairfax County (the “County”) on behalf of the U.S. Communities Government Purchasing Alliance and all public agencies, non-profits and higher education entities (“Participating Public Agencies”), having a Contract ID number of 4400003732 and the contract period is from February 11, 2013 to June 30, 2016, with the option to renew for no more than six (6) years (the “Contract Period”), one year at a time, or any combination thereof (the “Contract”). Notwithstanding the foregoing, any Schedule entered into during the Contract Period shall continue in full force and effect for the entire lease term set forth in the Schedule. We agree to lease or rent, as specified in any equipment schedule executed by you and us and incorporating the terms of this Lease Agreement by reference (a “Schedule”), to you, and you agree to lease or rent, as applicable, from us, subject to the terms of this Lease Agreement and such Schedule, the personal and intangible property described in such Schedule. The personal and intangible property described on a Schedule (together with all attachments, replacements, parts, substitutions, additions, repairs, and accessories incorporated in or affixed to the property and any license or subscription rights associated with the property) will be collectively referred to as “Product.” The manufacturer of the tangible Product shall be referred to as the “Manufacturer.” To the extent the Product includes intangible property or associated services such as periodic software licenses and prepaid data base subscription rights, such intangible property shall be referred to as the “Software.”
- Schedules; Delivery and Acceptance.** This Lease Agreement shall consist of the terms and conditions of the Contract and this Lease Agreement and any Schedule issued pursuant thereto. As it pertains to this Lease Agreement, the order of precedence of the component parts of the Lease Agreement shall be as follows: (a) the terms and conditions of this Lease Agreement and Schedule issued pursuant thereto, and (b) the terms and conditions of the Contract. The foregoing order of precedence shall govern the interpretation of this Lease Agreement in cases of conflict or inconsistency therein. Each Schedule that incorporates this Lease Agreement shall be governed by the terms and conditions of this Lease Agreement and the Contract, as well as by the terms and conditions set forth in such individual Schedule. Each Schedule shall constitute a complete agreement separate and distinct from this Lease Agreement and any other Schedule. In the event of a conflict between the terms of this Lease Agreement and any Schedule, the terms of such Schedule shall govern and control, but only with respect to the Product subject to such Schedule. The termination of this Lease Agreement will not affect any Schedule executed prior to the effective date of such termination. When you receive the Product and it is installed, you agree to inspect it to determine it is in good working order. Scheduled Payments (as specified in the applicable Schedule) will begin on or after the Product acceptance date (“Effective Date”). You agree to sign and return to us a delivery and acceptance certificate (which may be done electronically) within five (5) business days after any Product is installed confirming that the Product has been delivered, installed, and is in good condition and accepted for all purposes under the Lease Agreement.
- Term; Payments.**
  - The first scheduled Payment (as specified in the applicable Schedule) (“Payment”) will be due on the Effective Date or such later date as we may designate. The remaining Payments will be due on the same day of each subsequent month, unless otherwise specified on the applicable Schedule. To the extent not prohibited by applicable law, if any Payment or other amount payable under any Schedule is not received within ten (10) days of its due date, you will pay to us, in addition to that Payment, a one-time late charge of 5% of the overdue Payment (but in no event greater than the maximum amount allowed by applicable law). To the extent not prohibited by applicable law, you agree to pay \$25.00 for each check returned for insufficient funds or for any other reason.
  - In the event that Customer terminates the Maintenance Agreement (as hereunder defined) between Customer and the Servicer relating to the Product provided hereunder due to a material breach by Servicer of its service obligations which remained uncured for thirty (30) days following written notice of breach (in the manner expressly permitted by and in accordance with such Maintenance Agreement), Customer shall have the option of terminating the particular Product under a Schedule to this Lease Agreement to which such service failure relates upon thirty (30) days prior written notice to Ricoh. In the event of such termination, Customer shall pay all fees and charges incurred through the termination date of the applicable Product, including any late fee charges (to the extent such late fee charges may be charged pursuant to Section 3(a) of this Lease Agreement).
  - A Schedule may be terminated in whole or in part by the Customer in accordance with this Section 3(c) whenever the Customer shall determine that such a termination is in the best interest of the Customer. Any such termination shall be effected by delivery to Ricoh, at least thirty (30) working days prior to the effective date of such termination date, of a notice of termination specifying the extent to which performance shall be terminated. In the event of such termination, Customer agrees to return the Product to us in the manner required under Section 14 of this Lease Agreement and to pay to us (as compensation for loss of our bargain and not as a penalty), with respect to such terminated Product, financed Software and any Software Licenses, an amount which shall be equal to the monthly Payment for such Product, financed Software and/or Software License, as applicable, times the number of months remaining in the term of such Schedule (or any renewal of such Schedule) and/or any financing agreement with respect to the financed Software and/or Software License, plus any other amounts then due and payable under this Lease Agreement, Schedule and/or financing agreement with respect to such Product, Software and/or Software License, including, but not limited to, any lease payments and maintenance payments. Ricoh shall supply the Customer with the actual number of Payments remaining and the total amount due, and the Customer shall be relieved of all unpaid amounts for anticipated profit on unperformed services under any Maintenance Agreement (including any amount included in the monthly Payment that is attributable to maintenance, supplies, or any other service cost).
  - You also agree that, except (a) as set forth in Section 18 below entitled “State and Local Government Provisions”, (b) for documented cases of non-performance as set forth in Section 3(b) and (c) for the best interest of the Customer as set forth in Section 3(c), THIS IS AN UNCONDITIONAL, NON-CANCELABLE AGREEMENT



FOR THE MINIMUM TERM INDICATED ON ANY SCHEDULE TO THIS LEASE AGREEMENT. All Payments to us are “net” and unconditional and are not subject to set off, defense, counterclaim or reduction for any reason. You agree that you will remit payments to us in the form of company checks (or personal checks in the case of sole proprietorships), direct debit or wires only. You also agree that cash and cash equivalents are not acceptable forms of payment for this Lease Agreement or any Schedule and that you will not remit such forms of payment to us. Payment in any other form may delay processing or be returned to you. Furthermore, only you or your authorized agent as approved by us will remit payments to us.

4. **Product Location; Use and Repair.** You will keep and use the Product only at the Product Location shown in the applicable Schedule. You will not move the Product from the location specified in the applicable Schedule or make any alterations, additions or replacements to the Product without our prior written consent, which consent will not be unreasonably withheld. At your own cost and expense, you will keep the Product eligible for any Manufacturer’s certification as to maintenance and in compliance with applicable laws and in good condition, except for ordinary wear and tear. You shall engage Ricoh, its subsidiaries or affiliates, or an independent third party (the “Servicer”) to provide maintenance and support services pursuant to a separate agreement for such purpose (“Maintenance Agreement”). You may make alterations, additions or replacements (collectively, “Additions”) and add Software to the Product provided that such Additions and Software do not impair the value or originally intended function or purpose of the Product and is not subject to any lien or security interest in favor of any other party; provided, further, that you remove such Additions and Software at your own cost and expense at the expiration or termination of the applicable Schedule. All Additions and Software which are not removed at the expiration or termination of the applicable Schedule will become part of the Product and our property at no cost or expense to us. We may inspect the Product upon proper notice to the customer at any reasonable time during normal working hours.
5. **Taxes and Fees.** To the extent not prohibited by applicable law and unless and to the extent you are exempt and provide a valid exemption certificate to us, in addition to the payments under this Lease Agreement, you agree to pay all taxes (other than property taxes), assessments, fees and charges governmentally imposed upon our purchase, ownership, possession, leasing, renting, operation, control or use of the Product. If we are required to pay upfront sales or use tax and you opt to pay such tax over the term of the lease and not as a lump sum at lease inception, then you agree to pay us a “Sales Tax Administrative Fee” equal to 3.5% of the total tax due per year, to be included as part of the Payment. A valid sales and use tax exemption certificate must be provided to us within ninety (90) days of the first invoice to receive a credit/waiver of sales tax.
6. **Warranties.** We transfer to you, without recourse, for the term of each Schedule, any written warranties made by the Manufacturer or Software Supplier (as defined in Section 10 of this Lease Agreement) with respect to the Product leased or rented pursuant to such Schedule. YOU ACKNOWLEDGE THAT YOU HAVE SELECTED THE PRODUCT BASED ON YOUR OWN JUDGMENT AND YOU HEREBY AFFIRMATIVELY DISCLAIM RELIANCE ON ANY ORAL REPRESENTATION CONCERNING THE PRODUCT MADE TO YOU. However, if you enter into a Maintenance Agreement with Servicer with respect to any Product, no provision, clause or paragraph of this Lease Agreement shall alter, restrict, diminish or waive the rights, remedies or benefits that you may have against Servicer under such Maintenance Agreement. WE MAKE NO WARRANTY, EXPRESS OR IMPLIED, AS TO ANY MATTER WHATSOEVER, INCLUDING, BUT NOT LIMITED TO, THE IMPLIED WARRANTIES OF MERCHANTABILITY OR FITNESS FOR A PARTICULAR PURPOSE. The only warranties, express or implied, made to you are the warranties (if any) made by the Manufacturer and/or Servicer to you in any documents, other than this Lease Agreement, executed by and between the Manufacturer and/or Servicer and you. YOU AGREE THAT, NOTWITHSTANDING ANYTHING TO THE CONTRARY, WE ARE NOT RESPONSIBLE FOR, AND YOU WILL NOT MAKE ANY CLAIM AGAINST US FOR, ANY CONSEQUENTIAL, SPECIAL, OR INDIRECT DAMAGES.
7. **Loss or Damage.** You are responsible for any theft of, destruction of, or damage to the Product (collectively, “Loss”) from any cause at all, whether or not insured, from the time of Product acceptance by you until it is delivered to us at the end of the term of the Schedule. You are required to make all Payments even if there is a Loss. You must notify us in writing immediately of any Loss. Then, you shall be responsible to either (a) repair the Product so that it is in good condition and working order, eligible for any Manufacturer’s certification, (b) pay us the amounts specified in Section 12 below, or (c) replace the Product with equipment of like age and capacity.
8. **Liability and Insurance.** You agree to maintain insurance, through self-insurance or otherwise, to cover the Product for all types of loss, including, without limitation, theft, in an amount not less than the full replacement value and you will name us as an additional insured and loss payee on your insurance policy. In addition, you agree to maintain comprehensive public liability insurance, which, upon our request, shall be in an amount acceptable to us and shall name us as an additional insured. Such insurance will provide that we will be given thirty (30) days advance notice of any cancellation. Upon our request, you agree to provide us with evidence of such insurance in a form reasonably satisfactory to us. If you fail to maintain such insurance or to provide us with evidence of such insurance, we may (but are not obligated to) obtain insurance in such amounts and against such risks as we deem necessary to protect our interest in the Product. Such insurance obtained by us will not insure you against any claim, liability or loss related to your interest in the Product and may be cancelled by us at any time. You agree to pay us an additional amount each month to reimburse us for the insurance premium and an administrative fee, on which we or our affiliates may earn a profit. In the event of loss or damage to the Product, you agree to remain responsible for the Payment obligations under this Lease Agreement until the Payment obligations are fully satisfied.
9. **Title; Recording.** We are the owner of and will hold title to the Product (except for any Software). You will keep the Product free of all liens and encumbrances. Except as reflected on any Schedule, you agree that this Lease Agreement is a true lease. However, if any Schedule is deemed to be intended for security, you hereby grant to us a purchase money security interest in the Product covered by the applicable Schedule (including any replacements, substitutions, additions, attachments and proceeds) as security for the payment of the amounts under each Schedule. You authorize us to file a copy of this Lease Agreement and/or any Schedule as a financing statement, and you agree to promptly execute and deliver to us any financing statements covering the Product that we may reasonably require; provided, however, that you hereby authorize us to file any such financing statement without your authentication to the extent permitted by applicable law.
10. **Software or Intangibles.** To the extent that the Product includes Software, you understand and agree that we have no right, title or interest in the Software, and you will comply throughout the term of this Lease Agreement with any license and/or other agreement (“Software License”) entered into with the supplier of the Software (“Software Supplier”). You are responsible for entering into any Software License with the Software Supplier no later than the Effective Date; provided, however, if you do not enter into the Software License, then we may choose not to lease such Software to you under this Lease Agreement.
11. **Default.** Each of the following is a “Default” under this Lease Agreement and all Schedules: (a) you fail to pay any Payment or any other amount within thirty (30) days of its due date, (b) any representation or warranty made by you in this Lease Agreement is false or incorrect and/or you do not perform any of your other obligations under this Lease Agreement or any Schedule and/or under any other agreement with us or with any of our affiliates and this failure continues for thirty (30) days after we have notified you of it, (c) a petition is filed by or against you or any guarantor under any bankruptcy or insolvency law or a trustee, receiver or liquidator is appointed for you, any guarantor or any substantial part of your assets, (d) you or any guarantor makes an assignment for the benefit of creditors, (e) any guarantor dies, stops doing business as a going concern or transfers all or substantially all of such guarantor’s assets, or (f) you stop doing business as a going concern or transfer all or substantially all of your assets.





12. **Remedies.** If a Default occurs, we may do one or more of the following: (a) we may cancel or terminate this Lease Agreement and/or any or all Schedules; (b) we may require you to immediately pay to us, as compensation for loss of our bargain and not as a penalty, a sum equal to: (i) all past due Payments and all other amounts then due and payable under this Lease Agreement or any Schedule; and (ii) the present value of all unpaid Payments for the remainder of the term of each Schedule plus the present value of our anticipated value of the Product at the end of the initial term of any Schedule (or any renewal of such Schedule), each discounted at a rate equal to 3% per year to the date of default, and we may charge you interest on all amounts due us from the date of default until paid at the rate of 1.5% per month, but in no event more than the maximum rate permitted by applicable law. We agree to apply the net proceeds (as specified below in this Section) of any disposition of the Product to the amounts that you owe us; (c) we may require you to deliver the Product to us as set forth in Section 14; (d) to the extent not prohibited by applicable law, we or our representative may peacefully repossess the Product without a court order (it being agreed that we will provide you with written notice of Default prior to initiating recovery of the Product and will endeavor to contact you telephonically to schedule a convenient time to recover the Product); (e) we may exercise any and all other rights or remedies available to a lender, secured party or lessor under the Uniform Commercial Code (“UCC”), including, without limitation, those set forth in Article 2A of the UCC, and at law or in equity; (f) we may immediately terminate your right to use the Software including the disabling (on-site or by remote communication) of any Software; (g) we may demand the immediate return and obtain possession of the Software and re-license the Software at a public or private sale; (h) we may cause the Software Supplier to terminate the Software License, support and other services under the Software License, and/or (i) at our option, we may sell, re-lease, or otherwise dispose of the Product under such terms and conditions as may be acceptable to us in our discretion. If we take possession of the Product (or any Software, if applicable), we may sell or otherwise dispose of it with or without notice, at a public or private disposition, and to apply the net proceeds (after we have deducted all costs, including reasonable attorneys’ fees) to the amounts that you owe us. You agree that, if notice of sale is required by law to be given, ten (10) days notice shall constitute reasonable notice. If applicable, you will remain responsible for any deficiency that is due after we have applied any such net proceeds. To the extent permitted by applicable law, in the event an action is brought to enforce or interpret this Lease Agreement, the prevailing party shall be entitled to reimbursement of all costs including, but not limited to, reasonable attorney fees and court costs incurred.
13. **Ownership of Product; Assignment.** YOU HAVE NO RIGHT TO SELL, TRANSFER, ENCUMBER, SUBLET OR ASSIGN THE PRODUCT OR THIS LEASE AGREEMENT OR ANY SCHEDULE WITHOUT OUR PRIOR WRITTEN CONSENT (which consent shall not be unreasonably withheld). You agree that we may sell or assign all or a portion of our interests, but not our obligations, in the Product and/or this Lease Agreement or any Schedule without notice to you even if less than all the Payments have been assigned. In the event the remit to address for Payments is changed during the term of this Lease Agreement or any Schedule, then Ricoh or the Assignee will provide notice to you. In that event, the assignee (the “Assignee”) will have such rights as we assign to them but none of our obligations (we will keep those obligations) and the rights of the Assignee will not be subject to any claims, defenses or set offs that you may have against us. No assignment to an Assignee will release Ricoh from any obligations Ricoh may have to you hereunder. The Maintenance Agreement you have entered into with a Servicer will remain in full force and effect with Servicer and will not be affected by any such assignment. You acknowledge that the Assignee did not manufacture or design the Product and that you have selected the Manufacturer, Servicer and the Product based on your own judgment.
14. **Renewal; Return of Product.** UNLESS EITHER PARTY NOTIFIES THE OTHER IN WRITING AT LEAST THIRTY (30) DAYS, BUT NOT MORE THAN ONE HUNDRED TWENTY (120) DAYS, PRIOR TO THE EXPIRATION OF THE MINIMUM TERM OR EXTENSION OF SUCH SCHEDULE, AFTER THE MINIMUM TERM OR ANY EXTENSION OF ANY SCHEDULE TO THIS LEASE AGREEMENT, SUCH SCHEDULE WILL AUTOMATICALLY RENEW ON A MONTH-TO-MONTH BASIS; PROVIDED, HOWEVER, THAT AT ANY TIME DURING ANY MONTH-TO-MONTH RENEWAL, WE HAVE THE RIGHT, UPON THIRTY (30) DAYS NOTICE, TO DEMAND THAT THE PRODUCT BE RETURNED TO US IN ACCORDANCE WITH THE TERMS OF THIS SECTION 14. Notwithstanding the foregoing, nothing herein is intended to provide, nor shall be interpreted as providing, (a) you with a legally enforceable option to extend or renew the terms of this Lease Agreement or any Schedule, or (b) us with a legally enforceable option to compel any such extension or renewal. At the end of or upon termination of each Schedule, you shall immediately make arrangements to have the Product subject to such expired Schedule picked up by us (or our designee), in as good condition as when you received it, except for ordinary wear and tear. Ricoh (or our designee) shall bear shipping charges. You must pay additional monthly Payments at the same rate as then in effect under a Schedule, until (i) you provide notice to us prior to the expiration of the minimum term or extension of any Schedule and (ii) the Product is picked up by us or our designees and is received in good condition and working order by us or our designees. Notwithstanding anything to the contrary set forth in this Lease Agreement, the parties acknowledge and agree that we shall have no obligation to remove, delete, preserve, maintain or otherwise safeguard any information, images or content retained by or resident in any Products leased by you hereunder, whether through a digital storage device, hard drive or other electronic medium (“Data Management Services”). If desired, you may engage Ricoh to perform Data Management Services at then-prevailing contracted rates pursuant to your Maintenance Agreement or other agreement with Ricoh. You acknowledge that you are responsible for ensuring your own compliance with legal requirements in connection with data retention and protection and that we do not provide legal advice or represent that the Products will guarantee compliance with such requirements. The selection, use and design of any Data Management Services, and any decisions arising with respect to the deletion or storage of data, as well as the loss of any data resulting therefrom, shall be your sole and exclusive responsibility.
15. **Miscellaneous.** It is the intent of the parties that this Lease Agreement and any Schedule shall be deemed and constitute a “finance lease” as defined under and governed by Article 2A of the UCC. ORAL AGREEMENTS OR COMMITMENTS TO LOAN MONEY, EXTEND CREDIT OR TO FORBEAR FROM ENFORCING REPAYMENT OF A DEBT INCLUDING PROMISES TO EXTEND OR RENEW SUCH DEBT ARE NOT ENFORCEABLE. YOU AGREE THAT THE TERMS AND CONDITIONS CONTAINED IN THE CONTRACT, THIS LEASE AGREEMENT, AND IN EACH SCHEDULE MAKE UP THE ENTIRE AGREEMENT BETWEEN US REGARDING THE LEASING OR RENTAL OF THE PRODUCT AND SUPERSEDE ALL PRIOR WRITTEN OR ORAL COMMUNICATIONS, UNDERSTANDINGS OR AGREEMENTS BETWEEN THE PARTIES RELATING TO THE SUBJECT MATTER CONTAINED HEREIN, INCLUDING, WITHOUT LIMITATION, PURCHASE ORDERS. Any purchase order, or other ordering documents, will not modify or affect this Lease Agreement or any Schedule and shall serve only the purpose of identifying the equipment ordered. You authorize us to supply any missing “configure to order” number (“CTO”), other equipment identification numbers (including, without limitation, serial numbers), agreement/schedule identification numbers and/or dates in this Lease Agreement or any Schedule. You acknowledge that you have not been induced to enter into this Lease Agreement by any representation or warranty not expressly set forth in this Lease Agreement. Neither this Lease Agreement nor any Schedule is binding on us until we sign it. ANY CHANGE IN ANY OF THE TERMS AND CONDITIONS OF THIS LEASE AGREEMENT OR ANY SCHEDULE MUST BE IN WRITING AND SIGNED BY BOTH PARTIES. If we delay or fail to enforce any of its rights under this Lease Agreement with respect to any or all Schedules, we will still be able to enforce those rights at a later time. All notices shall be given in writing and sent either (a) by certified mail, return receipt requested, or recognized overnight delivery service, postage prepaid, addressed to the party receiving the notice at the address shown on the front of this Lease Agreement, or (b) by facsimile transmission, with oral confirmation, to the facsimile number shown below such party’s signature on this Lease Agreement. Either party may change its address or facsimile number by giving written notice of such change to the other party. Notices shall be effective on the date received. Each of our respective rights and indemnities will survive the termination of this Lease Agreement and each Schedule. If more than one customer has signed this Lease Agreement or any Schedule, each customer agrees that its liability is joint and several. It is the express intent of the parties not to violate any applicable usury laws or to exceed the maximum amount of time price differential or interest, as applicable, permitted to be charged or collected by applicable law, and any such excess payment will be applied to payments in the order of maturity, and any remaining excess will be refunded to you. We make no representation or warranty of any kind, express or implied, with respect to the legal, tax or accounting treatment of this Lease Agreement and any Schedule and you acknowledge that we are an independent contractor and not your fiduciary. You will obtain your own legal, tax and accounting advice related to this Lease Agreement or any Schedule and make your own determination of the proper accounting treatment of this Lease Agreement or any Schedule. We may receive compensation from the Manufacturer or supplier of the Product in order to enable us to reduce the cost of leasing or renting the Product to you under this Lease Agreement or any Schedule below what we otherwise would charge. If we received such compensation, the reduction in the cost of leasing or renting the Product is reflected in the Minimum Payment specified in the applicable Schedule. To the fullest extent permitted by applicable law, you authorize us or our agent to obtain credit reports and make credit inquiries regarding you and your financial condition and to provide your information, including payment history, to our assignee and third parties having an economic interest in this Lease Agreement, any Schedule or the Product.



16. Governing Law; Jurisdiction; Waiver of Trial By Jury and Certain Rights and Remedies Under The Uniform Commercial Code. YOU AGREE THAT THIS LEASE AGREEMENT AND ANY SCHEDULE WILL BE GOVERNED UNDER THE LAW FOR THE STATE WHERE YOUR PRINCIPAL PLACE OF BUSINESS OR RESIDENCE IS LOCATED. YOU ALSO CONSENT TO THE VENUE AND NON-EXCLUSIVE JURISDICTION OF ANY COURT LOCATED IN THE STATE WHERE YOUR PRINCIPAL PLACE OF BUSINESS OR RESIDENCE IS LOCATED TO RESOLVE ANY CONFLICT UNDER THIS LEASE AGREEMENT. TO THE EXTENT NOT PROHIBITED BY APPLICABLE LAW, THE PARTIES TO THIS LEASE AGREEMENT EACH WAIVE THE RIGHT TO TRIAL BY JURY IN THE EVENT OF A LAWSUIT. TO THE EXTENT PERMITTED BY APPLICABLE LAW, YOU WAIVE ANY AND ALL RIGHTS AND REMEDIES CONFERRED UPON A CUSTOMER OR LESSEE BY SECTIONS 508-522 OF ARTICLE 2A OF THE UCC THAT YOU MAY HAVE AGAINST US (BUT NOT AGAINST THE MANUFACTURER OF THE PRODUCT). TO HELP THE GOVERNMENT FIGHT THE FUNDING OF TERRORISM AND MONEY LAUNDERING ACTIVITIES, FEDERAL LAW REQUIRES ALL FINANCIAL INSTITUTIONS TO OBTAIN, VERIFY AND RECORD INFORMATION THAT IDENTIFIES EACH PERSON WHO OPENS AN ACCOUNT. WHAT THIS MEANS FOR YOU: WHEN YOU OPEN AN ACCOUNT, WE WILL ASK FOR YOUR NAME, ADDRESS AND OTHER INFORMATION THAT WILL ALLOW US TO IDENTIFY YOU. WE MAY ASK TO SEE IDENTIFYING DOCUMENTS.
17. Counterparts; Facsimiles. Each Schedule may be executed in counterparts. The counterpart which has our original signature and/or is in our possession or control shall constitute chattel paper as that term is defined in the UCC and shall constitute the original agreement for all purposes, including, without limitation, (a) any hearing, trial or proceeding with respect to such Schedule, and (b) any determination as to which version of such Schedule constitutes the single true original item of chattel paper under the UCC. If you sign and transmit a Schedule to us by facsimile or other electronic transmission, the facsimile or such electronic transmission of such Schedule, upon execution by us (manually or electronically, as applicable), shall be binding upon the parties. You agree that the facsimile or other electronic transmission of a Schedule containing your facsimile or other electronically transmitted signature, which is manually or electronically signed by us, shall constitute the original agreement for all purposes, including, without limitation, those outlined above in this Section. You agree to deliver to us upon our request the counterpart of such Schedule containing your original manual signature.
18. State and Local Government Provisions. If the Customer is a State or political subdivision of a State, as those terms are defined in Section 103 of the Internal Revenue Code, the following additional terms and conditions shall apply:
- (a) Essentiality. During the term of this Lease Agreement and any Schedule, the Product will be used solely for the purpose of performing one or more governmental or proprietary functions consistent with the permissible scope of your authority. You represent and warrant that the use of the Product is essential to performing such governmental or proprietary functions.
- (b) Non-Appropriation/Non-Substitution. (i) If your governing body fails to appropriate sufficient monies in any fiscal period for rentals and other payments coming due under a Schedule to this Lease Agreement in the next succeeding fiscal period for any equipment which will perform services and functions which in whole or in part are essentially the same services and functions performed by the Product covered by any such Schedule, then a "Non-Appropriation" shall be deemed to have occurred. (ii) If a Non-Appropriation occurs, then: (A) you must give us immediate notice of such Non-Appropriation and provide written notice of such failure by your governing body at least sixty (60) days prior to the end of the then current fiscal year or if Non-Appropriation has not occurred by such date, immediately upon Non-Appropriation, (B) no later than the last day of the fiscal year for which appropriations were made for the rental due under any Schedule to this Lease Agreement (the "Return Date"), you shall make available to us (or our designee) all, but not less than all, of the Product covered by such Schedule to this Lease Agreement, at your sole expense, in accordance with the terms hereof; and (C) any Schedule to this Lease Agreement shall terminate on the Return Date without penalty or expense to you and you shall not be obligated to pay the rentals beyond such fiscal year, provided that (x) you shall pay any and all rentals and other payments due up through the end of the last day of the fiscal year for which appropriations were made and (y) you shall pay month-to-month rent at the rate set forth in any such Schedule for each month or part thereof that you fail to make available to us (or our designee) the Product as required herein. (iii) Upon any such Non-Appropriation, upon our request, you will provide an opinion of independent counsel or other legally designated authority (who shall be reasonably acceptable to us), in form reasonably acceptable to us, confirming the Non-Appropriation and providing reasonably sufficient proof of such Non-Appropriation.
- (c) Funding Intent. You represent and warrant to us that you presently intend to continue this Lease Agreement and any Schedule hereto for the entire term of such Schedule and to pay all rentals relating to such Schedule and to do all things lawfully within your power to obtain and maintain funds from which the rentals and all other payments owing under such Schedule may be made. The parties acknowledge that appropriation for rentals is a governmental function to which you cannot contractually commit yourself in advance and this Lease Agreement shall not constitute such a commitment. To the extent permitted by law, the person or entity in charge of preparing your budget will include in the budget request for each fiscal year during the term of each Schedule, respectively, to this Lease Agreement an amount equal to the rentals (to be used for such rentals) to become due in such fiscal year, and will use all reasonable and lawful means available to secure the appropriation of money for such fiscal year sufficient to pay all rentals coming due during such fiscal year.
- (d) Authority and Authorization. (i) You represent and warrant to us that: (A) you are a State or political subdivision of a State, as those terms are defined in Section 103 of the Internal Revenue Code; (B) you have the power and authority to enter into this Lease Agreement and all Schedules to this Lease Agreement; (C) this Lease Agreement and all Schedules to this Lease Agreement have been duly authorized, executed and delivered by you and constitute valid, legal and binding agreement(s) enforceable against you in accordance with their terms; and (D) no further approval, consent or withholding of objections is required from any governmental authority with respect to this Lease Agreement or any Schedule to this Lease Agreement. (ii) If and to the extent required by us, you agree to provide us with an opinion of independent counsel or other legally designated authority (who shall be reasonably acceptable to us) confirming the foregoing and other related matters, in form and substance acceptable to us. (iii) You agree to take all required actions and to file all necessary forms, including IRS Forms 8038-G or 8038-GC, as applicable, to preserve the tax exempt status of this Lease Agreement and all Schedules thereto. (iv) You agree to provide us with any other documents that we may reasonably request in connection with the foregoing and this Lease Agreement.



- (e) Assignment. You agree to acknowledge any assignment to the Assignee in writing, if so requested, and, if applicable, to keep a complete and accurate record of all such assignments in a manner that complies with Section 149(a) of the Internal Revenue Code and the regulations promulgated thereunder.

IN WITNESS WHEREOF, the parties have executed this Lease Agreement as of the dates set forth below.

THE PERSON SIGNING THIS LEASE AGREEMENT ON BEHALF OF THE CUSTOMER REPRESENTS THAT HE/SHE HAS THE AUTHORITY TO DO SO.

<b>CUSTOMER</b>	<b>Accepted by: RICOH USA, INC.</b>
By: <b>X</b> _____ <i>Authorized Signer Signature</i>	By: <b>X</b> _____ <i>Authorized Signer Signature</i>
Printed Name: _____	Printed Name: _____
Title: _____ Date: _____	Title: _____ Date: _____
Facsimile Number: _____	Facsimile Number: _____





ORDER AGREEMENT

Sales Type: LEASE

RFP or Bid Contract Date:2/11/2013 12:00:00 AM

BILL TO INFORMATION table with fields: Customer Legal Name, Address Line 1, Address Line 2, City, ST/Zip, County, Contact, Phone, E-mail, Fax.

Check all that apply:

- PO Included PO#, PS Service, Sales Tax Exempt, IT Service, Syndication, Fixed rate Service, Add to Existing Service Contract #

This is an Order made pursuant to the terms and conditions of the above referenced Master Agreement(s) between Customer and Ricoh USA, Inc. The signature below indicates that the customer accepts all terms and conditions of the applicable Master Agreement(s) for this sale, all of which are incorporated herein by reference and made part of this Order. This Order is not valid unless and until signed by and Authorized Signatory of Ricoh USA, Inc.

SERVICE INFORMATION table with columns: Service Term (Months), Base Billing Frequency, Overage Billing Frequency, Service Type.

Table with columns: Guaranteed Group Total Allowance, Group Overages, Service Base. Includes B/W and Color rows.

SHIP TO INFORMATION table with fields: Customer Name, Address Line 1, Address Line 2, City, ST/Zip, County, Contact, Phone, E-mail, Fax.

PRODUCT INFORMATION table with columns: Product Description, QTY, Service Level, B/W Allowance, B/W Ovg, Color Allowance, Color Ovg, Service Base.



RICOH MP305SPF CONFIGURABLE PTO MODEL	2	Gold	0	0.0074	0		\$0.00
---	---	------	---	--------	---	--	--------

<b>BASIC CONNECTIVITY / PS / IT SERVICES INFORMATION</b>	
<b>BASIC CONNECTIVITY / PS / IT Services Description</b>	<b>Quantity</b>
TS NETWORK & SCAN - PRINTER	2
TS NETWORK & SCAN - SEG BC4	7
RETURN CHARGE - SEGMENT 2 OR GREATER DEVICES	1
RETURN CHARGE - SEGMENT 2 OR GREATER DEVICES	1
RETURN CHARGE - SEGMENT 2 OR GREATER DEVICES	1
RETURN CHARGE - SEGMENT 2 OR GREATER DEVICES	1
RETURN CHARGE - SEGMENT 2 OR GREATER DEVICES	1
RETURN CHARGE - SEGMENT 2 OR GREATER DEVICES	1
RETURN CHARGE - SEGMENT 1 AND DESKTOP DEVICES	1
RETURN CHARGE - SEGMENT 1 AND DESKTOP DEVICES	1
RETURN CHARGE - SEGMENT 2 OR GREATER DEVICES	1

<b>ORDER TOTALS</b>		
<b>Service Type Offerings:</b>	<b>Product Total:</b>	
<b>Gold:</b> Includes all supplies and staples. Excludes paper.	<b>BASIC CONNECTIVITY / PS / IT Services :</b>	
<b>Silver:</b> Includes all supplies. Excludes paper and staples.	<b>BuyOut After Promotions:</b>	
<b>Bronze:</b> Parts and labor only. Excludes paper, staples and supplies.	<b>Grand Total:</b>	
<b>Additional Provisions: <i>Insert ANY additional provisions here</i></b>	<b>(Excludes Tax)</b>	
Per US Communities Contract 4400003732		

<b>Accepted by Customer</b>	<b>Accepted: Ricoh USA, Inc.</b>
<b>Authorized Signature:</b>	Authorized Signature:
<b>Printed Name:</b>	Printed Name:
<b>Title:</b>	Title:
<b>Date</b>	Date

Initials



**U.S. Communities Product Schedule**

**Product Schedule Number:**  
**Master Lease Agreement Number:**

This U.S. Communities Product Schedule (this "Schedule") is between Ricoh USA, Inc. ("we" or "us") and GRAIN VALLEY, CITY OF, as customer or lessee ("Customer" or "you"). This Schedule constitutes a "Schedule," "Product Schedule," or "Order Agreement," as applicable, under the U.S. Communities Master Lease Agreement (together with any amendments, attachments and addenda thereto, the "Lease Agreement") identified above, between you and Ricoh USA Inc. All terms and conditions of the Lease Agreement are incorporated into this Schedule and made a part hereof. If we are not the lessor under the Lease Agreement, then, solely for purposes of this Schedule, we shall be deemed to be the lessor under the Lease Agreement. It is the intent of the parties that this Schedule be separately enforceable as a complete and independent agreement, independent of all other Schedules to the Lease Agreement.

**CUSTOMER INFORMATION**

GRAIN VALLEY, CITY OF				RYAN HUNT			
Customer (Bill To)				Billing Contact Name			
711 S MAIN ST				711 S MAIN ST			
Product Location Address				Billing Address (if different from location address)			
GRAIN VALLEY	JACKSON	MO	64029-9777	GRAIN VALLEY	JACKSON	MO	64029-9777
City	County	State	Zip	City	County	State	Zip
Billing Contact Telephone Number (816)847-6290			Billing Contact Facsimile Number		Billing Contact E-Mail Address RHUNT@CITYOFGRAINVALLEY.ORG		

**PRODUCT/EQUIPMENT DESCRIPTION ("Product")**

Qty	Product Description: Make& Model	Street Address/City/State/Zip
7	RICOH MPC4504EX CONFIGURABLE PTO MODEL	711 S MAIN ST, GRAIN VALLEY, MO, 64029-9777, US
2	RICOH MP305SPF CONFIGURABLE PTO MODEL	711 S MAIN ST, GRAIN VALLEY, MO, 64029-9777, US

**PAYMENT SCHEDULE**

<b>Minimum Term</b> <i>(months)</i>	<b>Minimum Payment</b> <i>(Without Tax)</i>	<b>Minimum Payment Billing Frequency</b>	<b>Advance Payment</b>
48	\$1,662.93	<input checked="" type="checkbox"/> Monthly <input type="checkbox"/> Quarterly <input type="checkbox"/> Other: _____	<input type="checkbox"/> 1 <sup>st</sup> Payment <input type="checkbox"/> 1 <sup>st</sup> & Last Payment <input type="checkbox"/> Other: _____

Sales Tax Exempt:  YES (Attach Exemption Certificate)

Customer Billing Reference Number (P.O. #, etc.)

Addendum(s) attached:  YES (check if yes and indicate total number of pages: )

**TERMS AND CONDITIONS**

- The first Payment will be due on the Effective Date. If the Lease Agreement uses the terms "Lease Payment" and "Commencement Date" rather than "Payment" and "Effective Date," then, for purposes of this Schedule, the term "Payment" shall have the same meaning as "Lease Payment," and the term "Effective Date" shall have the same meaning as "Commencement Date."
- You, the undersigned Customer, have applied to us to rent the above-described Product for lawful commercial (non-consumer) purposes. **THIS IS AN UNCONDITIONAL, NON-CANCELABLE AGREEMENT FOR THE MINIMUM TERM INDICATED ABOVE**, except as otherwise expressly provided in any provision of the Lease Agreement. If we accept this Schedule, you agree to rent the above Product from us, and we agree to rent such Product to you, on all the terms hereof, including the terms and conditions of the Lease Agreement. **THIS WILL ACKNOWLEDGE THAT YOU HAVE READ AND UNDERSTAND THIS SCHEDULE AND THE LEASE AGREEMENT AND HAVE RECEIVED A COPY OF THIS SCHEDULE AND THE LEASE AGREEMENT.**



3. Additional Provisions (if any) are: Per US Communities Contract 4400003732

---

**THE PERSON SIGNING THIS SCHEDULE ON BEHALF OF THE CUSTOMER REPRESENTS THAT HE/SHE HAS THE AUTHORITY TO DO SO.**

<b>CUSTOMER</b>	<b>Accepted by: RICOH USA, INC.</b>
By: <b>X</b> _____ Authorized Signer Signature	By: <b>X</b> _____ Authorized Signer Signature
Printed Name: _____	Printed Name: _____
Title: _____ Date: _____	Title: _____ Date: _____





**EQUIPMENT REMOVAL/BUYOUT AUTHORIZATION**

Customer Name:	GRAIN VALLEY, CITY OF				
Contact Name:	RYAN HUNT	Phone:	(816)847-6290		
Address:	711 S MAIN ST		City:	GRAIN VALLEY	
State:	MO	Zip:	64029-9777	Fax/Email:	RHUNT@CITYOFGRAINVALLEY.ORG

Make	Model	Serial Number
	MPC201SPF	W3058700928/C85075922

Customer Name:	GRAIN VALLEY, CITY OF				
Contact Name:	RYAN HUNT	Phone:	(816)847-6290		
Address:	711 S MAIN ST		City:	GRAIN VALLEY	
State:	MO	Zip:	64029-9777	Fax/Email:	RHUNT@CITYOFGRAINVALLEY.ORG

Make	Model	Serial Number
	MPC4503	E175M412112/C85075930

Customer Name:	GRAIN VALLEY, CITY OF				
Contact Name:	RYAN HUNT	Phone:	(816)847-6290		
Address:	711 S MAIN ST		City:	GRAIN VALLEY	
State:	MO	Zip:	64029-9777	Fax/Email:	RHUNT@CITYOFGRAINVALLEY.ORG

Make	Model	Serial Number
	MPC201SPF	W3058700902/C85075921

Customer Name:	GRAIN VALLEY, CITY OF				
Contact Name:	RYAN HUNT	Phone:	(816)847-6290		
Address:	711 S MAIN ST		City:	GRAIN VALLEY	
State:	MO	Zip:	64029-9777	Fax/Email:	RHUNT@CITYOFGRAINVALLEY.ORG

Make	Model	Serial Number
	MPC4503	E175M411951/C85075912

Customer Name:	GRAIN VALLEY, CITY OF				
Contact Name:	RYAN HUNT	Phone:	(816)847-6290		
Address:	711 S MAIN ST		City:	GRAIN VALLEY	
State:	MO	Zip:	64029-9777	Fax/Email:	RHUNT@CITYOFGRAINVALLEY.ORG

Make	Model	Serial Number
	MPC4503	E175M411624/C85075881

Customer Name:	GRAIN VALLEY, CITY OF				
Contact Name:	RYAN HUNT	Phone:	(816)847-6290		
Address:	711 S MAIN ST		City:	GRAIN VALLEY	
State:	MO	Zip:	64029-9777	Fax/Email:	RHUNT@CITYOFGRAINVALLEY.ORG

Make	Model	Serial Number
	MPC4503	E175M411289/C85075927







Customer Name:	GRAIN VALLEY, CITY OF			Phone:	(816)847-6290
Contact Name:	RYAN HUNT			City:	GRAIN VALLEY
Address:	711 S MAIN ST			Fax/Email:	RHUNT@CITYOFGRAINVALLEY.ORG
State:	MO	Zip:	64029-9777		

Make	Model	Serial Number
	MPC4503	E175M412121/C85075926

Customer Name:	GRAIN VALLEY, CITY OF			Phone:	(816)847-6290
Contact Name:	RYAN HUNT			City:	GRAIN VALLEY
Address:	711 S MAIN ST			Fax/Email:	RHUNT@CITYOFGRAINVALLEY.ORG
State:	MO	Zip:	64029-9777		

Make	Model	Serial Number
	MPC4503	E175M411477/C85075929

Customer Name:	GRAIN VALLEY, CITY OF			Phone:	(816)847-6290
Contact Name:	RYAN HUNT			City:	GRAIN VALLEY
Address:	711 S MAIN ST			Fax/Email:	RHUNT@CITYOFGRAINVALLEY.ORG
State:	MO	Zip:	64029-9777		

Make	Model	Serial Number
	MPC4503	E175M411474/C85075928

**This Authorization applies to the equipment identified above and to the following Removal/Buy Out Option**

This Authorization will confirm that Customer desires to engage Ricoh USA, Inc. ("RicoH") to pick-up and remove certain items of equipment that are currently (i) owned by Customer or (ii) leased from Ricoh or other third party (as specified below), and that you intend to issue written or electronic removal requests (whether such equipment is identified in this Authorization, in a purchase order, in a letter or other written form) to Ricoh from time to time for such purpose. Such removal request will set forth the location, make, model and serial number of the equipment to be removed by Ricoh. By signing below, you confirm that, with respect to every removal request issued by Customer (1) Ricoh may rely on the request, (2) the request shall be governed by this Authorization, and (3) Ricoh may accept this Authorization by either its signature or by commencing performance (e.g. equipment removal, initiating Services, etc.). Each party agrees that electronic signatures of the parties on this Authorization will have the same force and effect as manual signature. Notwithstanding the foregoing, the parties acknowledge and agree that Ricoh shall have no obligation to remove, delete, preserve, maintain or otherwise safeguard any information, images or content retained by, in or on any item of equipment serviced by Ricoh, whether through a digital storage device, hard drive or similar electronic medium ("Data Management Services"). If desired, Customer may engage Ricoh to perform such Data Management Services at its then-current rates. Notwithstanding anything in this Authorization to the contrary, (i) Customer is responsible for ensuring its own compliance with legal requirements pertaining to data retention and protection, (ii) it is the Customer's sole responsibility to obtain advice of competent legal counsel as to the identification and interpretation of any relevant laws and regulatory requirements that may affect the customer's business or data retention, and any actions required to comply with such laws, (iii) Ricoh does not provide legal advice or represent or warrant that its services or products will guarantee or ensure compliance with any law, regulation or requirement, and (iv) the selection, use and design of any Data Management Services, and any and all decisions arising with respect to the deletion or storage of any data, as well as any loss of data resulting therefrom, shall be the sole responsibility of Customer, and Customer shall indemnify and hold harmless Ricoh and its subsidiaries, directors, officers, employees and agents from and against any and all costs, expenses, liabilities, claims, damages, losses, judgments or fees (including reasonable attorneys' fees) (collectively, "Losses") arising therefrom or related thereto.

**CUSTOMER**

Signature: \_\_\_\_\_  
 Name: \_\_\_\_\_  
 Title: \_\_\_\_\_  
 Date: \_\_\_\_\_

**RICOH USA, INC.**

Signature: \_\_\_\_\_  
 Name: \_\_\_\_\_  
 Title: \_\_\_\_\_  
 Date: \_\_\_\_\_



INTENTIONALLY LEFT BLANK